

# LIBRARY LEARNING COMMONS

PANDEMIC  
VERSION

A warm welcome  
to all of you!

# LIBRARY INFO

## BURNABY CENTRAL LIBRARY LEARNING COMMONS

<http://blogs.sd41.bc.ca/central-library/>

Email our Teacher Librarian with your RESEARCH  
questions

[lisa.strong@burnabyschools.ca](mailto:lisa.strong@burnabyschools.ca)

**Ms. Strong** (Teacher-Librarian)

**Mrs. ROSS** (Library Assistant)

(Tuesday, alt. Wednesday & Friday)




## Welcome to our Library Learning Commons

Communicate-Curate-Create-Collaborate

Our library has a collection of over 16000 books to support your students curricular and leisure needs.

# WEAR A MASK AT ALL TIMES



# SANITIZE YOUR HANDS

- when you come in the library
- when you move from the computers to the table areas or book stacks
- when you leave the room



## FRIENDLY REMINDERS!

- Don't move tables or chairs around.
- Only touch what you need to use.
- When you move from one area to another, sanitize your hands.





# LIBRARY COMPUTERS FOR SCHOOL WORK

Open computers have been social distanced. At FLEX and LUNCH Use only the computers that do NOT have a sign on their monitor.

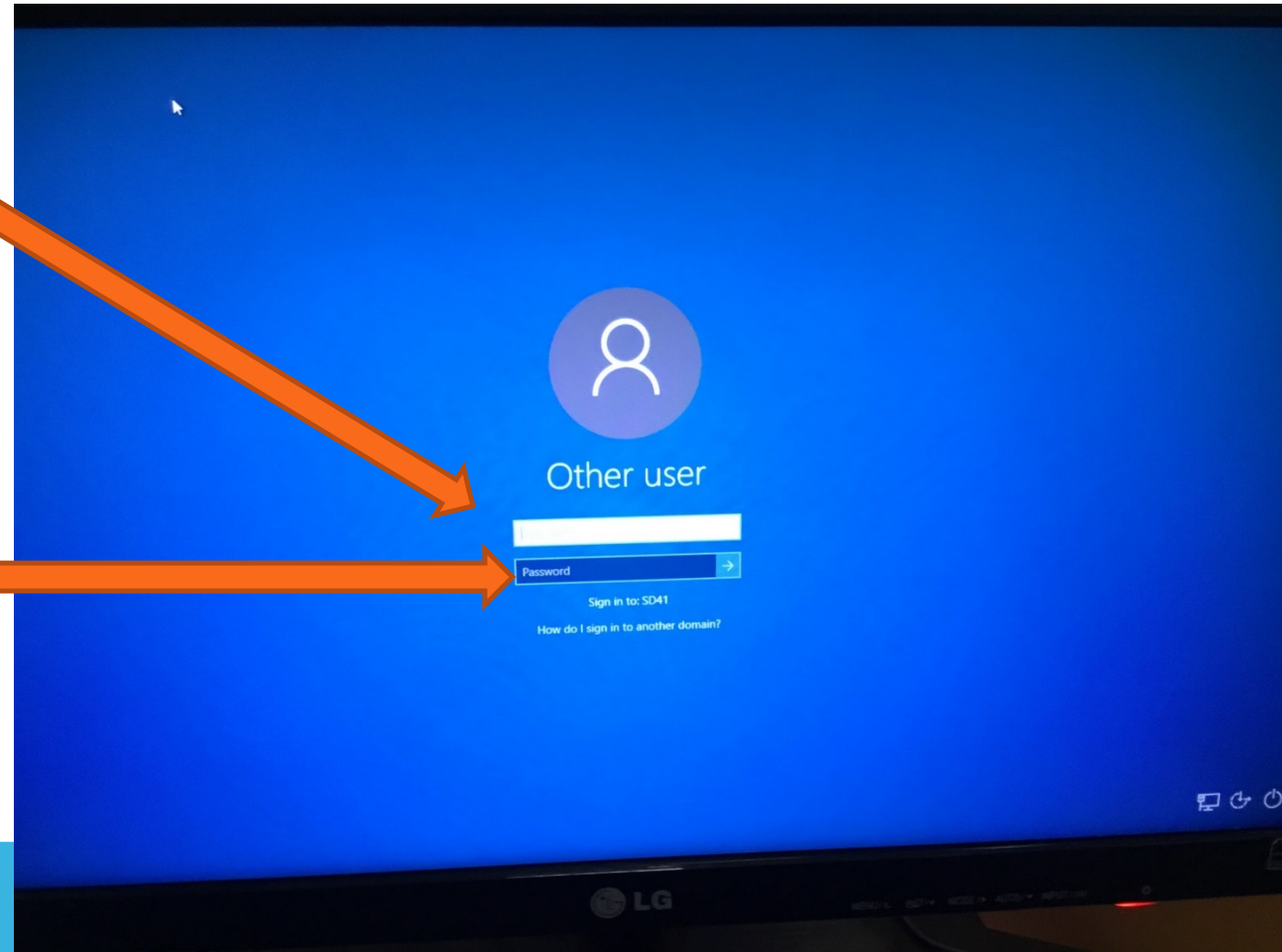


# HOW TO LOG ON

Student #  
123456

Computer password

Always **log out** when  
you're done





# WHEN BORROWING MATERIALS...



**Sanitize your hands** before touching the books. **Mask on.**

**Touch only the books** you think you want to take out.

**Books** you touched but **don't want** → **trolley**

**Line up** at circulation desk. Maintain **2-metre distance**.

**Go Card** under scanner  
No Go Card → give **student #** to library staff

**Scan barcode** on top right corner on back of book.  
Scan each item one at a time.

## WHEN LOOKING FOR BOOKS...



Place books you've handled but don't want to borrow here.



You will see a wooden book truck near the fiction section.

# CIRCULATION DESK



- We have two areas around the circ desk where signing out books may be possible.

Our book return slot is in the hallway under the library showcase window.





# LIBRARY KIOSK


You can use any computer station to search for books and other library items.





# LIBRARY PRINTER

We do not charge for printing. When possible print 2-sided to save paper.



## FICTION (STORIES)

Fiction books are arranged alphabetically by the first 3 letters of the author's last name.



# SP BOOKS

SP books are easier reading level books (stories and real information books)





# MANGA/GRAPHIC COLLECTION



# LIBRARY CATALOGUE

The screenshot shows the website for Burnaby Central Secondary School. The browser address bar displays 'central.burnabyschools.ca'. The top navigation bar includes links for Outlook, MyEducationBC, atrieveERP, and Office 365. The main header features the school's name and logo. A navigation menu is open over the 'LIBRARY' link, showing options: LIBRARY BLOG, DISTRICT RESOURCES, EBSCOHOST DATABASE, GALE DATABASE (highlighted in green), LIBRARY CATALOG, and POINTS TO THE PAST. Below the menu, there is a 'WELCOME TO BURNABY CENTRAL SECONDARY SCHOOL' banner. To the right, there are sections for 'SUPPORTS' and 'QUICK LINKS' with items like 'MyED Assistance' and 'Self-Service Password Reset'. At the bottom, a news section titled 'A GRAD Update!' is visible.

The screenshot shows the library catalogue search interface. The top header includes the school logo and name, 'Burnaby Central Secondary School', and a 'Catalog' link. Below this is a 'Library Search' section. On the left, there is a sidebar with options: 'Library Search', 'Destiny Discover', 'WebPath Express', and 'Resource Lists'. The main search area features a 'Find' input field with a 'Reset All' button. Below the input field are five search filters: 'Keyword', 'Title', 'Author', 'Subject', and 'Series'. At the top right of the search area, there are tabs for 'Basic', 'Power', 'Visual', 'Copy Categories', and 'Number'. A 'How do I...?' help link is also present.



# Follow the Directions on the Central Library Learning Commons blog

Burnaby Central Secondary School | Library Search | Placing Books on Hold - Burnaby | (68) How to Insert Word Document

Not secure | blogs.sd41.bc.ca/central-library/reserving-a-book/

My Sites | Burnaby Central Library Learning Commons | Customize | 0 | + New | Edit Page | Howdy, strongl

## BURNABY CENTRAL LIBRARY LEARNING COMMONS

Teacher Librarian with your RESEARCH questions [lisa.strong@burnabyschools.ca](mailto:lisa.strong@burnabyschools.ca)

HOME / NEW RESOURCES / ONLINE RESOURCES / DATABASES / BC CURRICULUM / LIBRARY CATALOG / TIPS

COMMON RESOURCES | ENGLISH

### Placing Books on Hold

QUICK LINKS

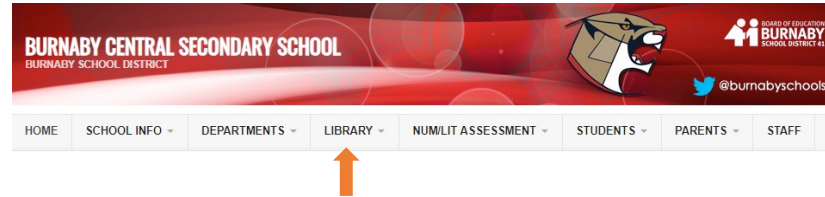
- PLACING BOOKS ON HOLD
- CITATIONS
- WEBSITE EVALUATION

blogs.sd41.bc.ca/central-library/tips/

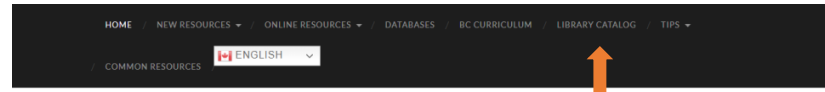
7:09 PM 9/14/2020

## How to Put Library Books on Hold

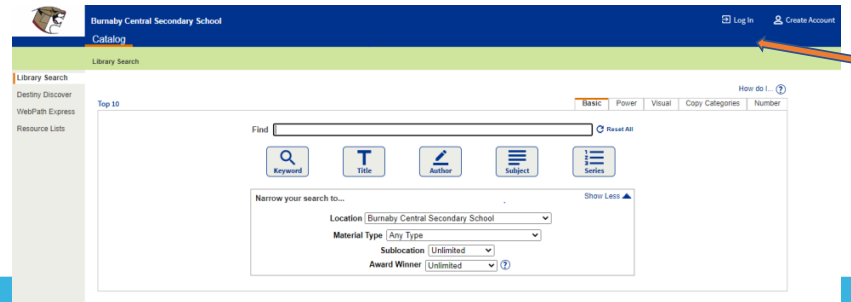
From the Central home page, click **LIBRARY** to get to the library blog.



Or from the Library Learning Commons blog



Click on **Catalogue** – search by Keyword, Title, Author, Subject or Series in the collection.



To put books on hold, click Log In (top right corner).



The guide will walk you through the steps to place a hold of your chosen book.

If you are having trouble you can email Ms. Strong, our teacher-librarian for help.

[Lisa.Strong@burnabyschools.ca](mailto:Lisa.Strong@burnabyschools.ca)



You will received an email in your 0356 account from the library when your books is ready for pickup.

**HAVE A SAFE AND  
GOOD SCHOOL YEAR!**