


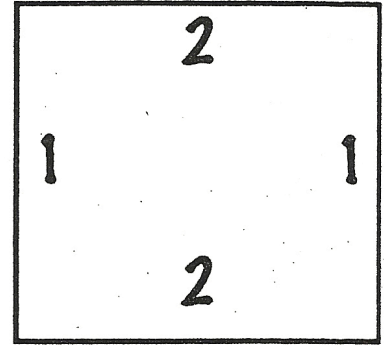
Name:

# Creating a Tessellation!

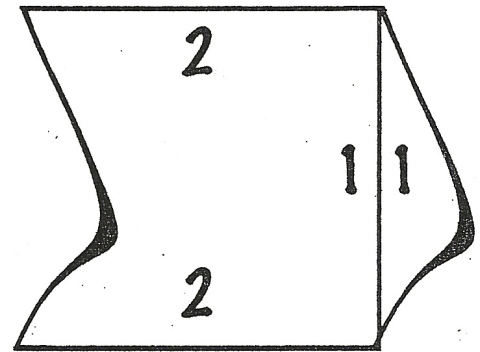
Tessellations- a pattern formed by one or more shapes that contains no overlaps or gaps, and goes on forever.



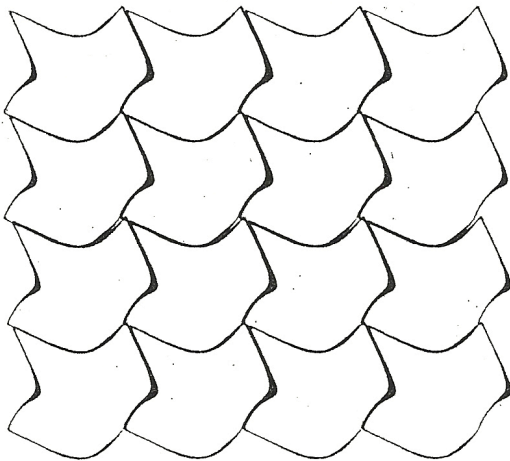
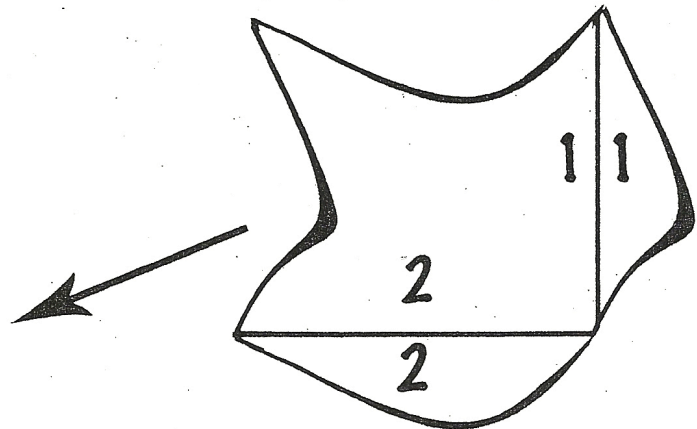
1. Label your index card like the image below:



2. Draw a line from the top left corner to the bottom left corner. Cut along the line and tape the cut out portion to the right side like below:



3. Repeat with side 2, going from the top left corner to the top right corner. Cut and tape to the bottom, joining the 2's together.



4. Now, trace your shape on the back of this paper making sure that you can create a pattern without any gaps or overlaps. If you are successful, get a piece of final paper and fill the paper with your tessellation starting in one corner.