

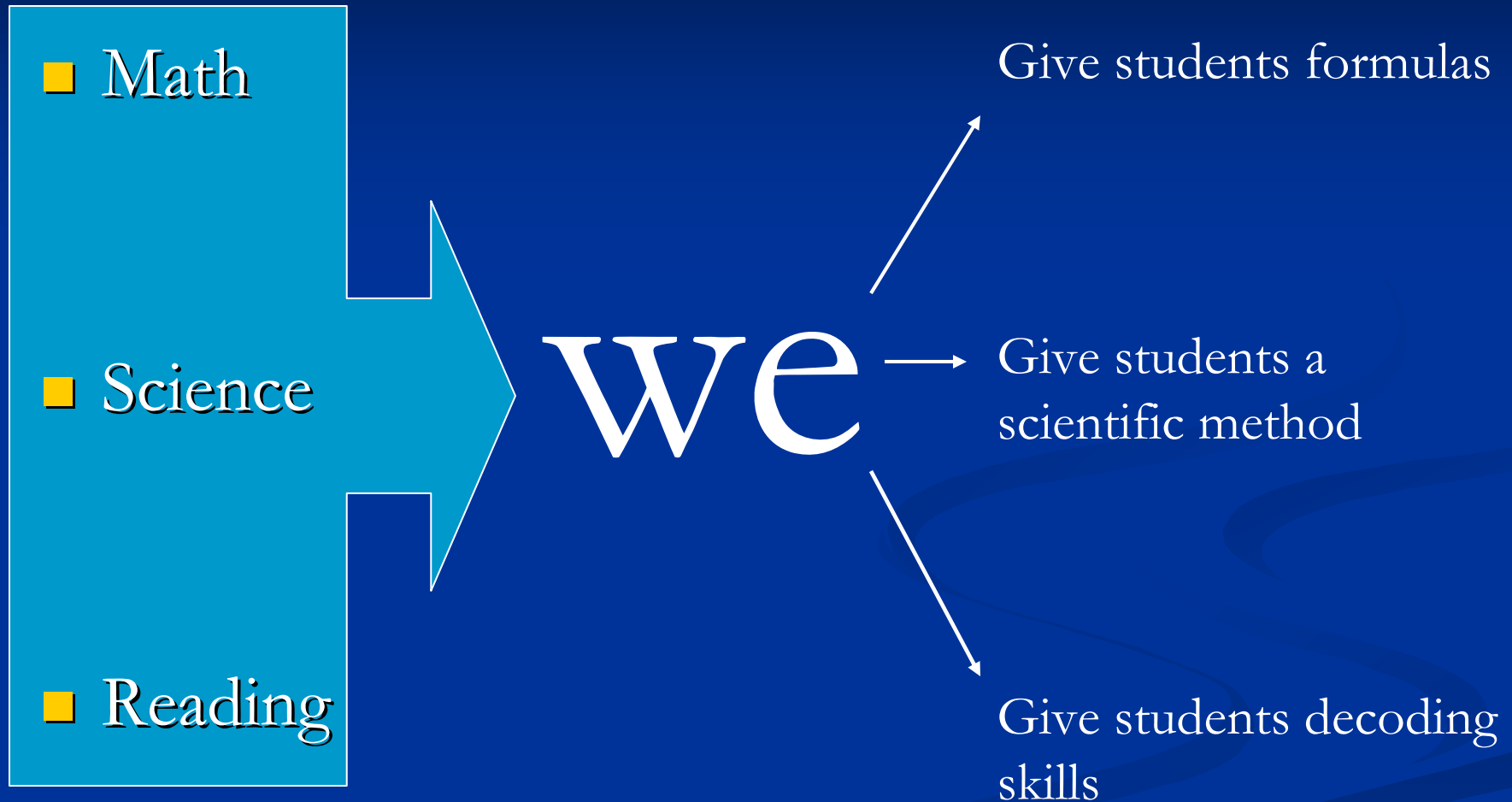
4 Square Writing Method

Developed by Judith Gould

Madalyn Jira

Taylor's Elementary


When we teach...



4 Square Method is a way to learn to write. (for any grade or any subject)

What is 4 Square Writing?

- Four-square writing is a method of teaching basic writing skills that is applicable across grade levels and curriculum areas. It can be applied for the narrative, descriptive, expository and persuasive forms of writing.




What is 4 Square Writing? Continued

- Prewriting and organizational skills are taught through the use of a graphic organizer.
- This visual and kinesthetic aid is employed to focus writing, to provide detail and to enhance word choice.
- The visual organizers help students to conceptualize, understand, and structure a piece of written discourse successfully.



Guidelines

- Four square instruction should be done weekly to bi-weekly.
- It should be accompanied by other writing activities. Ex. Journal Writing
- It is recommended to use the same prompt repeatedly when introducing the steps because the familiarity will aid instruction.
- It is important for students to understand the relationship of ideas as demonstrated in the four square format before moving on to paragraphs.

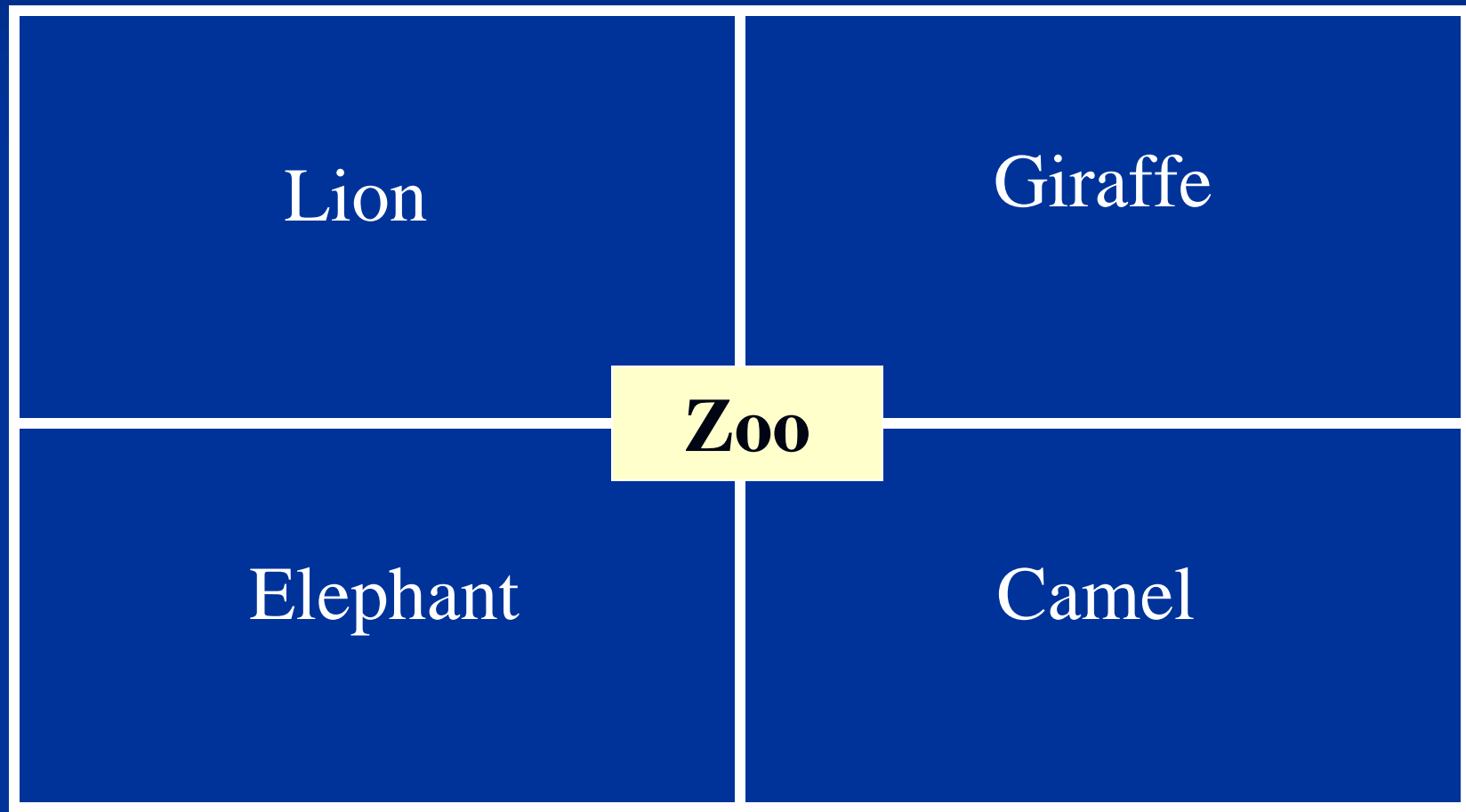
4 Square-Primary Categorizing



Pets

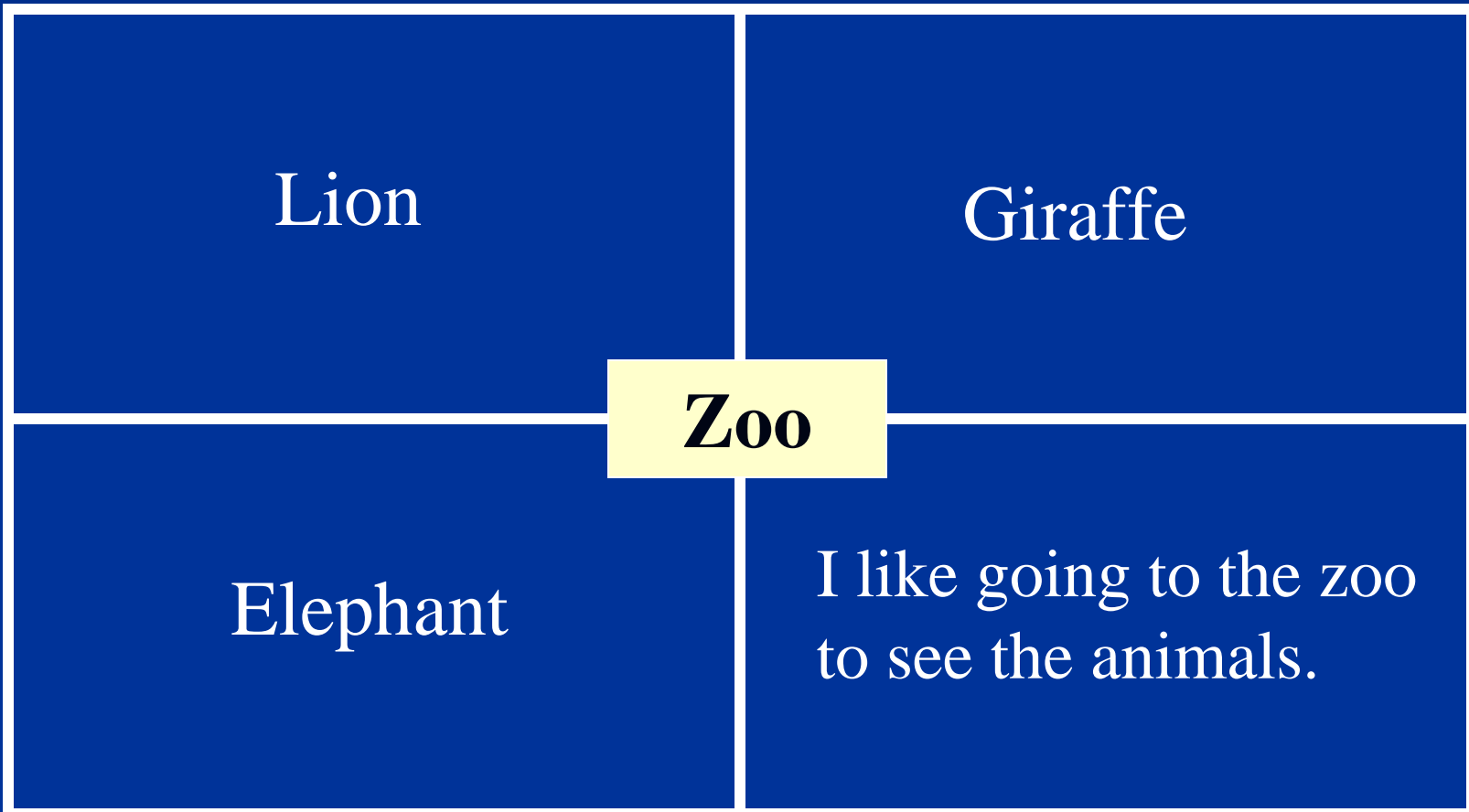


4 Square-Primary Categorizing with Words



4 Square-Primary

Examples with a Feeling Sentence



Using Complete Sentences

Box 2

Reason –

We learn here.

Box 3

Reason –

We meet friends.

Complete sentence –
School is a great place.

Box 4

Reason –

We do experiments.

Box 5

Feeling –

I love school.

Writing a Paragraph

- Paragraphs are several sentences on the same topic.
- Now we will transfer the sentences from the four blocks to lined paper for paragraph building.
- Whole class modeling is best to teach this.

School

School is a great
place. We learn here.
We meet friends. We
do experiments. I
love school.

Adding More Detail

- To move from a 5 sentence paragraph to an 8 sentence paragraph; go back to the 4 Square.
- Add one additional detail sentence in each box.
- Elaboration: tell more about the topic or tell what is so great about it.

Reason: We learn here.

Detail: I like to learn science.

Reason: We meet friends.

Detail: My best friend is in my class.

Complete sentence –
School is a great place.

Reason: We do experiments.

Detail: I built a volcano yesterday.

Feeling Sentence: I love school.

Moving to a Multiple Paragraph Essay

Learn

- read
- math
- science

Friends

- share lunches
- invite over
- do homework together

School is a great place.

Play

- in centers
- on playground
- recess

School is a great place
because we learn, meet
friends, and play.

Adding Connecting Words to Provide Transition Between Ideas

- By now the thesis is developing into three reasons.
- These reasons should be different from each other and therefore necessitate the use of transition or connecting words.
- Connecting words can be explained as the “little sticking out part” of the puzzle.

Connecting words hold the different parts of the puzzle together.



Adding Connecting Words to Provide Transitions Between Ideas

First

Learn

- read
- math
- science

Also

Friends

- share lunches
- invite over
- do homework together

School is a great place.

Next

Play

- in centers
- on playground
- recess

So you can see

School is a great place because we learn, meet friends, and play.

Expanding the Introduction

1. Topic Sentence
(center of four square)
2. Wrap-Up Sentence
(without connecting word)
3. Personal/Reflective Sentence

Improving the Final Paragraph

1. *Wrap-Up Sentence with Connecting Word/Words*
2. *Personal/Reflective Sentence, Question, or Exclamation*

Rote Instruction

- When moving from the information from the four square to the multiple essay, use a rote lesson by:
 - The whole class builds a four square.
 - Build the story one sentence at a time.
 - As the composition is built one sentence at a time, students copy it down.
 - During this time, the teacher integrates rules of composition.



Make your own 4 Square Template

1. Fold the sheet of paper into four equal squares.
2. Draw a box in the middle of the paper.
3. In three of the squares students will write a complete sentence which states reasons, examples, or explanations that support the sentence in the center of the paper.
4. In the fifth box students will write a feeling sentence to support the topic.
5. Now draw a picture in each box, which describes your sentences. (primary)
6. Last use your Four Square writing to write a story. (intermediate)

Make your own 4 Square Template

Connecting Word

-
-
-

Connecting Word

-
-
-

Connecting Word

-
-
-

Wrap-Up Sentence:

Different Types of Essays

- Expository –
Usually nouns in boxes 2 – 4
- Narrative –
Boxes 2 – 4 events or verbs
- Descriptive and Persuasive Writing Styles-
Intent of information in boxes 2-4

Four Square in the Language Arts Program

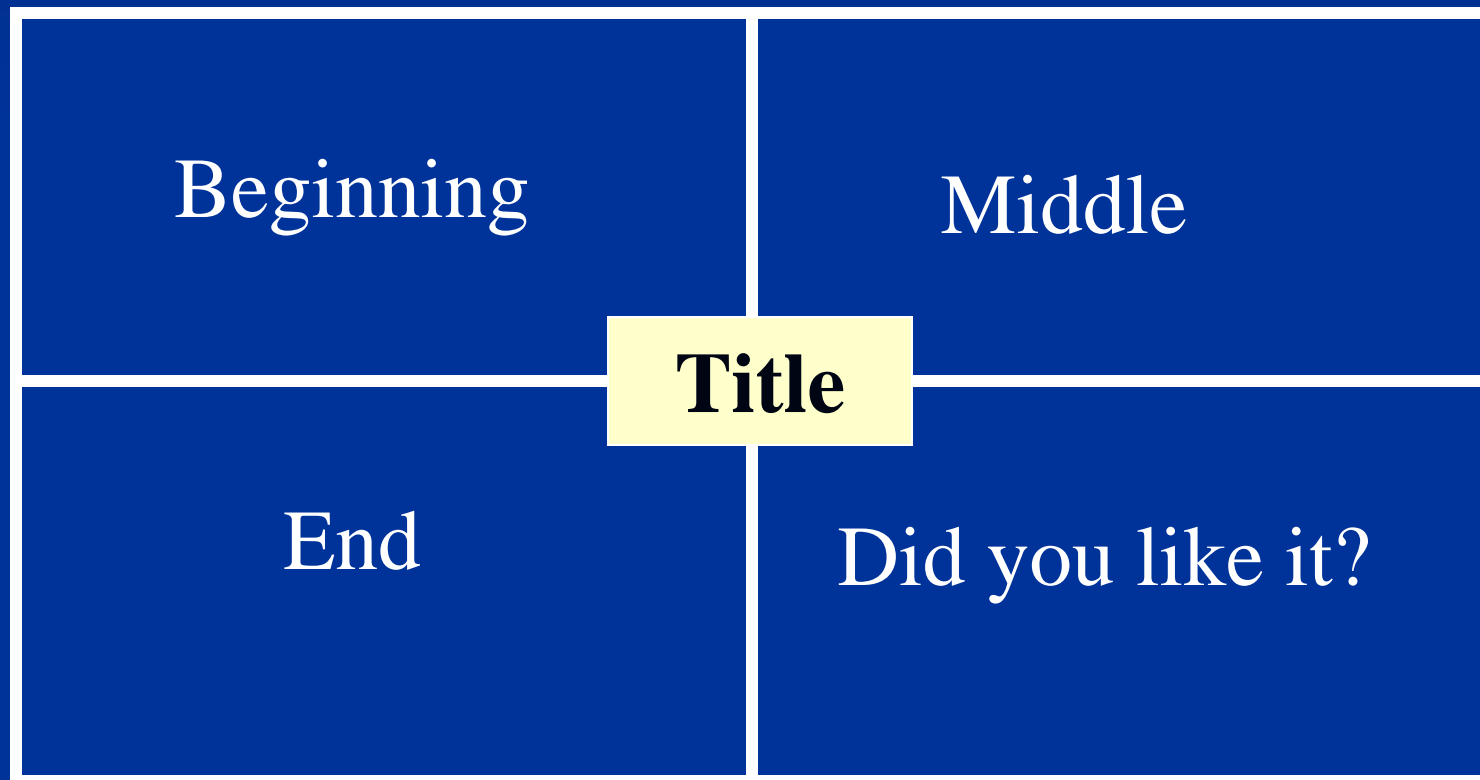
Four square is a way to organize thoughts. It is not the writing program. However, four square exercises can be published by following the writing process.

- *Brainstorming*: Generating ideas
- *Organizing*: Four square or other methods
- *Drafting*: Rough or first draft
- *Revising*: Revision of content and style
- *Editing*: Editing for surface features, punctuation, spelling, capitals, etc.

Remember this is a slow process. Try not to over teach.

Other Uses!!!

- Language Arts Use-Book Review

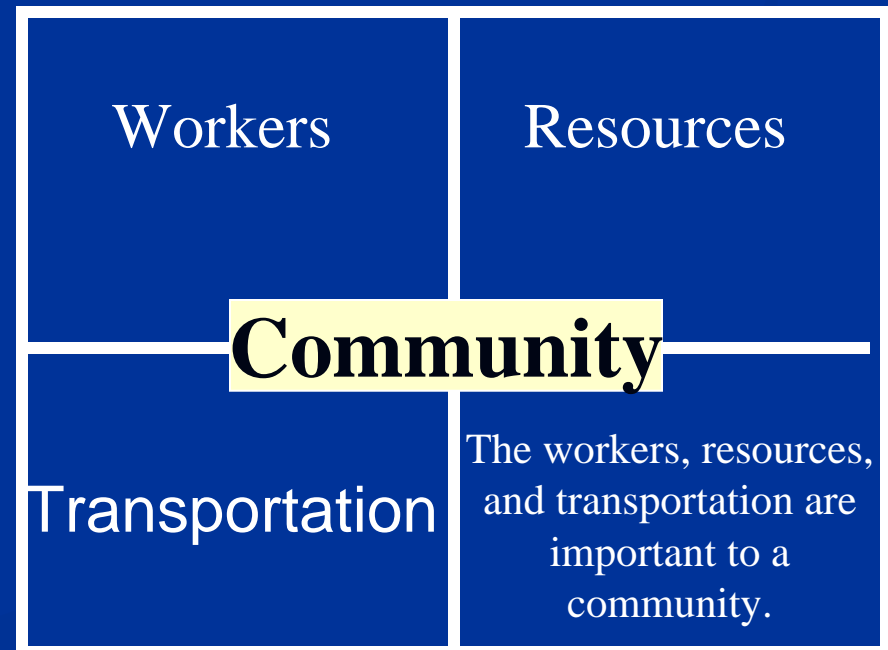
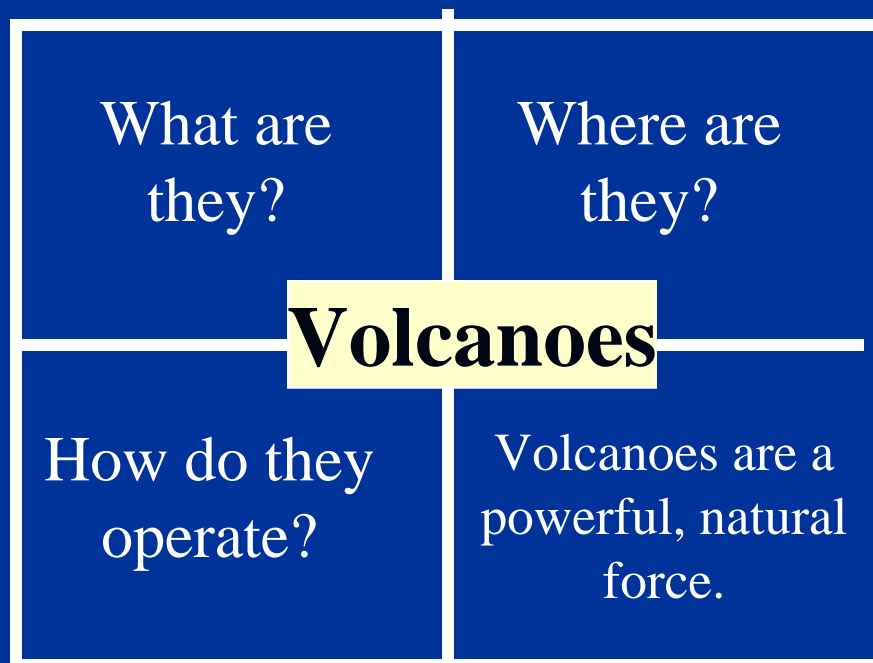


Other Uses

- Speeches: Use the format for organizing and giving the speech.
- Reading Comprehension:
 - Have students create a four square from a passage written by an author. Discuss the organization.
 - Have students create a four square using a paper written by another student.
 - Cut up a student's composition by sentences. Have students draw a sentence at a time and reconstruct the composition then reproduce it on chart paper or overhead. (students can work in groups at centers for this)

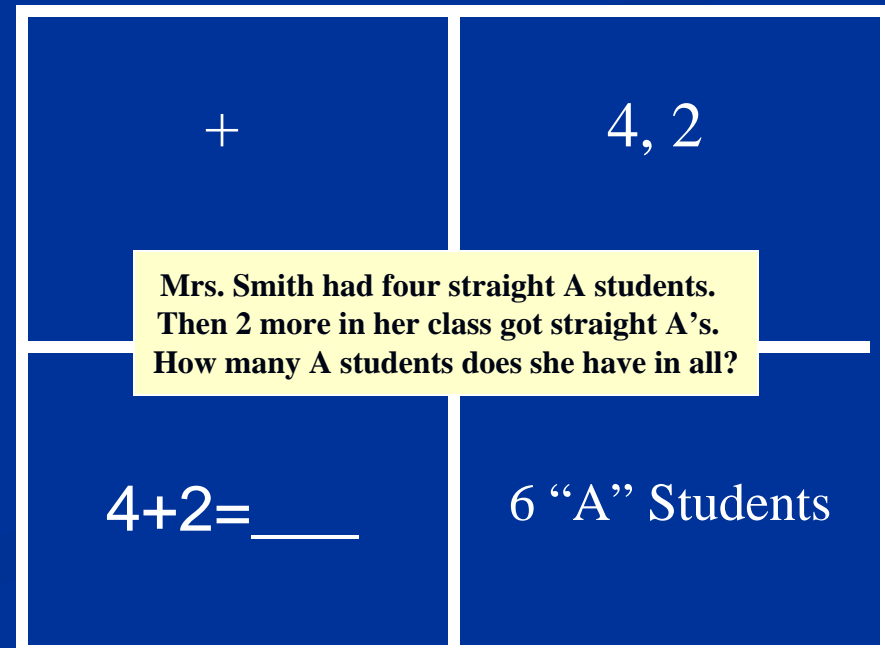
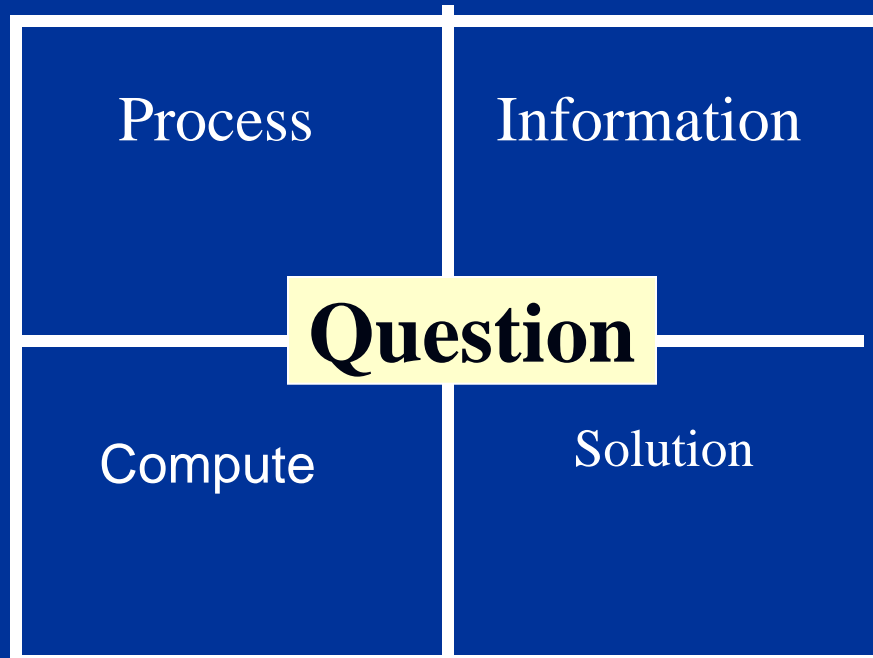
Other Uses in Science

- An excellent way to review or summarize information learned about a specific process.



Other Uses in Math

- Word problems require the employment of logic and reasoning different from the usual compute and solve drills.
- These problems require that students develop their own equation, and then perform an unnamed operation to find a solution.



Resources to Help!!

- **Four Square Writing Method : A Unique Approach to Teaching Basic Writing Skills for Grades 1-3**
by [Judith S. Gould](#)
- **FOUR SQUARE WRITING METHOD GR. 4-6**
by [Judith S. Gould](#)
- **Four Square: The Total Writing Classroom for grades 5-9**
by [Judith S. Gould](#)
- **Four Square: Writing in the Content Areas for Grades 1-4: A Companion to the Four Square Writing Method**
by [Judith Gould](#)
- **Writing Workouts That Work: By the Authors of Four Square Writing**
by [Judith Gould](#)