

# PALS: Rhythm and Rhyme

## Take Home Activities

### 1, 2, Cows Saying Moo

- Colour the pictures of the animals with your child. Cut out the pieces.
- Lay the picture cards out on a table or floor in the order of the rhyme.
- Set the rhyme by snapping fingers or clapping. Have your child snap or clap with you.
- Chant the rhyme using only the pictures. Repeat this activity until your child joins you. Do not add the numbers until you child has memorized the verse.
- Lay the numbers in front of the picture cards as shown on the poem sheet. Practice the rhyme in two parts.
  - Take turns with your child, as you chant the numbers and your child chants the animal lines. Don't forget to use your fingers to track from left to right.
  - Now try reversing the parts. Have your child chant the numbers while you chant the animal lines.

1

2




3

4




5

6




7

8



9

10



2

4

1

3

5

