





## Music Learning Menu - Kindergarten

-Choose at least one activity.

-Do the response. Take a picture and send to your Music Teacher.

	<b>Actively Listen</b> 	<b>Practice</b> 	<b>Move</b> 	<b>Experiment and Create</b> 
<b>Try it out!</b>	<p><b>Parents, you will need to help your kids with this one :)</b></p> <p>(Make sure to listen/watch the introduction to melody on the blog first)</p> <p>Here are some examples of the 3 of the instruments you learned about in <i>Peter and the Wolf</i> playing a different piece of music. See if you can recognize which instrument is playing without looking. (Have someone at home play the music for you without the video, then you can watch it again with the video if you like once you have guessed.)</p> <p>The examples are either oboe, flute, or timpani. Pick one or more to listen to from each mystery instrument category.</p> <p><b>Instrument #1</b></p> <p>a) <a href="https://www.youtube.com/watch">https://www.youtube.com/watch</a></p>	<p>Secret song exercise:</p> <p>Listen to the recording of the secret song played with only my clapping. Can you guess what it is?</p> <p>See if someone in your home can give you hints if you aren't sure</p> <p>(Helpers... the answer is posted on this week's blog.)</p>	<p>Using the chart on the blog, have a helper point to a spot on the body. Name the body part and try to move to the music here:  <a href="https://www.youtube.com/watch?v=50C7Sf0hcJQ">https://www.youtube.com/watch?v=50C7Sf0hcJQ</a></p> <p>using only this body part with your <i>own</i> body. Try to experiment using the following types of movement.</p> <p>a) bending</p> <p>b) stretching</p> <p>c) twisting and turning</p> <p>(Sometimes other body parts will move too, but try to <b>lead your whole body with the part your helper pointed to.</b>)</p>	<p>Make a "song map"  <b>Listen to the audio explanation on the blog for instructions</b></p> <p>From <a href="https://songworkseducatorsassociation.com/resources/songworks/">https://songworkseducatorsassociation.com/resources/songworks/</a></p> <p>Here are 2 very different songs to try.</p> <p><b>Banana boat song</b>  <a href="https://www.youtube.com/watch?v=DYYkJOkwNss">https://www.youtube.com/watch?v=DYYkJOkwNss</a></p> <p><b>Finnish lullaby</b>  <a href="https://www.youtube.com/watch?v=hFCixLn9qRw">https://www.youtube.com/watch?v=hFCixLn9qRw</a></p>

	<p><a href="https://www.youtube.com/watch?v=YEyKM13yf_4">?v=YEyKM13yf_4</a></p> <p><a href="https://www.youtube.com/watch?v=5apdV2Jkb5U">https://www.youtube.com/watch?v=5apdV2Jkb5U</a></p> <p><b>Instrument #2</b></p> <p>a) <a href="https://www.youtube.com/watch?v=islU2ox6u3o">https://www.youtube.com/watch?v=islU2ox6u3o</a></p> <p>b) <a href="https://www.youtube.com/watch?v=ALMhNTV5lkk">https://www.youtube.com/watch?v=ALMhNTV5lkk</a></p> <p><b>Instrument #3</b></p> <p>a) <a href="https://www.youtube.com/watch?v=PRTxPJfCKhY">https://www.youtube.com/watch?v=PRTxPJfCKhY</a></p> <p>b) <a href="https://www.youtube.com/watch?v=QMXhnEzITsQ">https://www.youtube.com/watch?v=QMXhnEzITsQ</a></p>			
<b>Respond</b>	Use the response sheet posted on the blog and send to you Music teacher!	Send your answer to your Music teacher by email with your full name and division in the title	Take a video of your movements to the song and send to your Music teacher by email with your full name and division in the title.	<p>Try mapping both songs, and take a picture. What differences do you notice?</p> <p>Send to your Music teacher by email with your full name and division in the title.</p>