





Music Learning Menu - Kindergarten

-Choose at least one activity.

-Do the response. Take a picture and send to your Music Teacher.

	Actively Listen	Practice	Move	Experiment and Create
				
Try it out!	<p>Parents, you will need to help your kids with this one by reading and identifying the names of the instruments and their groups :)</p> <p>With a helper, watch and listen to this video to learn about the instrument families. Many of the instruments in this video we have either listened to, or have played in class:</p> <p>https://www.youtube.com/watch?v=YvJDEHlisGM</p>	<p>Learn the sol la mi song "we are dancing" (the wolf song) with the help of this video.</p> <p>https://www.youtube.com/watch?v=OWLGoABOG6w</p> <p>Game! If you have a few people in your household you can try the game too ☺</p>	<p>Listen to the audio introduction to "Move" on this week's blog.</p> <p>Then click on this link and try for yourself.</p> <p>https://www.youtube.com/watch?v=c6rP-YP4c5I</p> <p>If you're really comfortable counting to 8 on the beat, try moving in a new direction every 8 beats!</p> <p>Have fun!</p>	<p>Listen to the audio explanation on the blog for instructions on how to make a "song map"</p> <p>This time focus on the highs and lows of the song or "melody" that the voice is singing. Try to draw a line that goes up and down with the sound of the voice you hear, just like mountain peaks go up and valleys go down. The peaks of the mountains would be the highest part of the song, and the valleys would be the lowest. You can use the worksheet on the blog to make your musical lines</p> <p>From https://songworkseducatorsassociation.com/resources/songworks/</p> <p>https://www.youtube.com/watch?v=PSZxmZmBfnU</p> <p>https://www.youtube.com/watch?v=bHMmeT-Xtjw</p>
Respond	<p>Using the response sheet on the blog, let Mme Hesketh know that you did this activity.</p>	<p>Using the response sheet on the blog, let Mme Hesketh know that you did this activity</p>	<p>Using the response sheet on the blog, let Mme Hesketh know that you did this activity.</p>	<p>Try mapping both songs on your worksheet and take a picture. What differences do you notice?</p> <p>Send a picture to Mme. Hesketh!</p>