





Music Learning Menu – Kindergarten

-Choose at least one activity.

-Do the response. Take a picture and send to your Music Teacher.

	Actively Listen 	Practice 	Move 	Experiment and Create 
Try it out!	<p>Parents, you will need to help your kids with this one :)</p> <p>(Make sure to listen/watch the introduction to melody on the blog first)</p> <p>Here are some examples of the 3 of the instruments you learned about in <i>Peter and the Wolf</i> playing a different piece of music. See if you can recognize which instrument is playing without looking. (Have someone at home play the music for you without the video, then you can watch it again with the video if you like once you have guessed.) The examples are either bassoon, clarinet, or French horn. Have a look here to hear them play their theme in <i>Peter and the Wolf</i>. http://www.philtulga.com/Peter.html</p> <p>Pick one or more to listen to from each mystery instrument category.</p>	<p>Secret song exercise:</p> <p>Have a listen to the recording of this week's secret song on the blog. The answer is written backwards at the end this week's post!</p>	<p>Listen to the audio introduction to "Move" on this week's blog.</p> <p>Then click on this link and try for yourself.</p> <p>https://www.youtube.com/watch?v=MtSzpKiARrI</p> <p>If you're really comfortable counting to 4 on the beat, you can start adding a new move every 4 "counts" using your movements that you have been experimenting with.</p> <p>Have fun!</p>	<p>Make a "song map" Listen to the audio explanation on the blog for instructions</p> <p>From https://songworkseducatorsassociation.com/resources/songworks/</p> <p>https://www.youtube.com/watch?v=ny0ccX-QL68</p> <p>https://www.youtube.com/watch?v=_l09BUNhTik</p>

	<p>Instrument #1</p> <p>a)https://www.youtube.com/watch?v=jOKnUKIZ_Kc</p> <p>b)https://www.youtube.com/watch?v=G9O6CfswqXQ</p> <p>Instrument #2</p> <p>a)https://www.youtube.com/watch?v=xidC7TZRxkA</p> <p>b)https://www.youtube.com/watch?v=6vzhNTcUdho</p> <p>Instrument #3</p> <p>a)https://www.youtube.com/watch?v=mW3Ay9FRyeM</p> <p>b)https://www.youtube.com/watch?v=Dp_cxmNXRJA&list=RDDp_cxmNXRJA&start_radio=1&t=69</p>			
Respond	With a helper, write your Music teacher to tell them the name of instruments 1, 2, and 3.	Send your answer to your Music teacher by email with your full name and division in the title.	Take a video of you counting the 4 beats with the song and send to your music teacher.	<p>Try mapping both songs, and take a picture. What differences do you notice?</p> <p>Send to your Music teacher by email with your full name and division in the title.</p>