




Music Learning Menu – Grade 3

-Choose at least one activity.

-Do the response. Take a picture and send to your Music Teacher.

	Actively Listen /Practice 	Practice 	Experiment and Create 
Try it out!	<p>Sing along to "Peace like a river" here: https://www.youtube.com/watch?v=z5JY18JtuY</p> <p>Now try writing your own silly verse to the song. Make sure the number of syllables are the same as in the song.</p> <p>For example: Instead of "peace like a river, joy like a fountain etc." you might say "trees in the forest, or cake in the freezer etc."</p>	<p>"Learning to improvise on the do pentatonic scale"</p> <p>First practice the do pentatonic scale using your hand signs.</p> <p>You can hear it here: https://www.youtube.com/watch?v=57dTMpR663Y</p> <p>Use the hand sign poster on the blog to help you if you need it.</p> <p>Now try changing 1 or more notes in "Peace like a River" to other notes that are still in the Do pentatonic scale. (Do, re, mi, sol, la) while you sing along. Start with 1 note at a time.</p>	<p>Compose your own pentatonic piece to the poem. Have a look at the worksheet on the blog and follow the instructions. (You will need to know your do pentatonic scale before you will be able to sing your composition)</p>
Respond	<p>Take a video of yourself singing "Peace like a river" with or without the video.</p>	<p>Take a video and send to your Music Teacher.</p>	<p>Send your worksheet and/or a video of yourself singing your composition to your music teacher.</p>