





Music Learning Menu - Grade 1

-Choose at least one activity.

-Do the response. Take a picture and send to Mme Hesketh.

	Actively Listen	Practice	Move	Experiment and Create
				
Try it out!	<p>Try singing along with this video and doing the hand signs!</p> <p>https://www.youtube.com/watch?v=xBPnsQ0tu-Y</p>	<p>Learn the sol la mi song "we are dancing" (the wolf song) with the help of this video.</p> <p>https://www.youtube.com/watch?v=OWLGoABOG6w</p> <p>Game! If you have a few people in your household you can try the game too 😊</p>	<p>See the movement chart on this week's blog for movement ideas.</p> <p>Here are some links for great songs to move to:</p> <p>https://www.youtube.com/watch?v=C7dPqrmDWxs&list=PLGYPP1sdZKnLRU3hBKDmUBRdzVdM0rS0z</p> <p>https://www.youtube.com/watch?v=ru0K8uYEWw&list=PLWITX25IDqIwqowTsJmGhqxUWU_6qgG1W</p> <p>https://www.youtube.com/watch?v=0KSOMA3QBU0&list=PL1tYkhkXkLJAYUjHZPv9GqQHcLcH2qyL0</p>	<p>Make a "shaker" instrument that you will use to play your piece.</p> <p>You can use any container with a tight lid. Here is a video with some great (and edible) ideas 😊</p> <p>https://www.youtube.com/watch?v=ZQnpYyMZIdg</p>
Respond	Using the response sheet on the blog, let Mme Hesketh know that you did this activity.	Using the response sheet on the blog, let Mme Hesketh know that you did this activity.	Using the response sheet on the blog, let Mme Hesketh know that you did this activity.	Using the response sheet on the blog, let Mme Hesketh know that you did this activity.