




## Music Learning Menu – Grade 1

-Choose at least one activity.

-Do the response. Take a picture and send to your Music Teacher.

	Actively Listen	Practice	Experiment and Create
			
<b>Try it out!</b>	<p>Listen and watch this song using "sol, la and mi" with the hand signs.</p> <p><a href="https://www.youtube.com/watch?v=DMo5-5VOD8g&amp;feature=share">https://www.youtube.com/watch?v=DMo5-5VOD8g&amp;feature=share</a></p>	<p>Sing along with this video using "sol, la and mi"</p> <p><a href="https://www.youtube.com/watch?v=vrPp01NoUHA">https://www.youtube.com/watch?v=vrPp01NoUHA</a></p>	<p>Body percussion composition</p> <p>Take a look at the worksheet on this week's blog and follow the instructions. Pay special attention the rhythm written under the words. Practice the rhythm, then write your piece!</p>
<b>Respond</b>	<p>Let your music teacher know you did this activity using Ms. Nordstrand's response form.</p>	<p>Take a video of yourself singing along with the practice video.</p>	<p>Take a video of yourself playing your piece, and send in your worksheet to your music teacher!</p>