





Music Learning Menu - Grade 3 (Mme. Hesketh)

-Choose at least one activity. Fill out the response sheet on the link and send to Mme. Hesketh.

	Actively Listen 	Practice 	Move 	Experiment and Create 
<p>Try it out!</p>	<p>Watch and listen to different kinds of drums from around the world, played with and without sticks.</p> <p><u>Steel drum (Caribbean)</u> https://www.youtube.com/watch?v=eI4PbSh6g_Y&t=119s</p> <p><u>Djembe (West Africa)</u> https://www.youtube.com/watch?v=kZHfmgIb4mc</p> <p><u>First Nations drum (North America)</u> https://www.youtube.com/watch?v=Zp3m7DFUSWc</p> <p><u>Taiko drum (Japan)</u> https://www.youtube.com/watch?v=ZagsLrNzg3I</p>	<p>Practice this call and response song called "Day-O".</p> <p>https://www.youtube.com/watch?v=6Tou8-Cz8is</p> <p>Using scarves or a small light material, wave your material and sing the response along with the song. Hint* the response always has the words "Daylight come and me wanna go home"</p>	<p>Conga line time!</p> <p>This is an activity that can be lots of fun to try with people in your house. Find a space where you can move forward in a curvy line. Line yourself up ahead of your dance partners. Put this song on: https://www.youtube.com/watch?v=kMXBJW1PuU8.</p> <p>See if you can feel the beat as 1...2, 1...2. While stepping forward on the beat in your curvy line, lead your dance partners with different arm and hip movements on the beat. Try changing leaders too. Have fun!</p>	<p>Make your very own hand drum using materials from around your house. Here are some ideas below.</p> <p>https://handsonaswegrow.com/music-art-tin-can-drums/</p> <p>https://www.youtube.com/watch?v=-COHNyFTOnc</p> <p>You will need:</p> <ul style="list-style-type: none"> - a frame (or bottom) for your drum (ideas could be coffee cans, pringles cans, buckets with the bottom cut out, tin cans. -a skin: you could use duct tape, balloons, packing tape, rubber gloves, -something to

				keep the skin on the frame (rubber bands or strong tape)
Respond	Using the response sheet on the blog, let Mme Hesketh know that you did this activity.	Using the response sheet on the blog, let Mme Hesketh know that you did this activity.	Using the response sheet on the blog, let Mme Hesketh know that you did this activity.	Using the response sheet on the blog, let Mme Hesketh know that you did this activity.