




## Music Learning Menu - Grade 1 (Mme. Hesketh)

-Choose at least one activity.-Do the response. Take a picture and send to your Music Teacher.

	Practice	Move	Experiment and Create
			
<b>Try it out!</b>	<p>You will have to complete the body percussion composition from "Experiment and Create" (2 weeks ago) for this "Practice". Practice playing your body percussion composition. Try this week's "Experiment and Create". Once you have one or more instruments, try playing your piece with your instruments.</p>	<p>Practice mirroring the shapes in the video posted under this week's "Move". Do you notice how many beats there are for each position? See if you can count them, and guess when the position will change.</p>	<p>Make a drum using materials from your home. Depending on what you have, you can either make a hand drum, or a drum you play with a stick. Here are some ideas:</p> <p><a href="https://www.youtube.com/watch?v=I9iE7smkjPE">https://www.youtube.com/watch?v=I9iE7smkjPE</a></p> <p><a href="https://www.youtube.com/watch?v=Bm7TZMT04kc">https://www.youtube.com/watch?v=Bm7TZMT04kc</a></p> <p><a href="https://www.youtube.com/watch?v=6tYlor3r82M&amp;t=589s">https://www.youtube.com/watch?v=6tYlor3r82M&amp;t=589s</a></p>
<b>Respond</b>	<p>Using the response sheet on the blog, let Mme Hesketh know that you did this activity.</p>	<p>Using the response sheet on the blog, let Mme Hesketh know that you did this activity.</p>	<p>Using the response sheet on the blog, let Mme Hesketh know that you did this activity.</p>