




Music Learning Menu - Grade 3

-Choose at least one activity.

-Do the response. Take a picture and send to your Music Teacher.

	<p style="text-align: center;">Actively Listen</p> 	<p style="text-align: center;">Practice/ Experiment and create</p> 	<p style="text-align: center;">Move</p> 
<p>Try it out!</p>	<p>Recognizing and showing form: Call and response</p> <p>Materials needed: A scarf, or a light piece of fabric or even some fresh toilet paper!</p> <p>Listen and watch the video of "Che Che Koolay" here: https://www.youtube.com/watch?v=hIdp_Nj0tgk</p> <p>This video is great because you can clearly hear 2 parts to the song, first a "call" and then a "response" when the singers change. This is called a "call and response" song. Have a listen to it a few times and try the activity below.</p> <p>Instructions: During the "call" section wave your scarf up and down to the music.</p> <p>Then during the "response" section gather your scarf into hands and hold close to your heart.</p>	<p>Continue your work from last week's "Experiment and create"</p> <p>Follow the instructions on the worksheet for "Experiment and Create" on this week's blog and beginning writing your pentatonic composition on the musical 5 line "staff"</p>	<p>See the movement chart on this week's blog for movement ideas.</p> <p>Here are some links for great songs to move to: https://www.youtube.com/watch?v=C7dPqrmDWxs&list=PLGYPpIsdZKnLRU3hBKDmUBRdzVdM0rS0z https://www.youtube.com/watch?v=ru0K8uYEZWw&list=PLWITX25IDqLwqowTsJmGhqxUWU_6qgG1W https://www.youtube.com/watch?v=0KSOMA3QBU0&list=PL1tYkhkXkLJAyUjHZPv9GqQHcLcH2qyL0</p>
<p>Respond</p>	<p>Using the response sheet on the blog, let Mme Hesketh know that you did this activity</p>	<p>Send a pic of your worksheet to Mme. Hesketh.</p>	<p>Using the response sheet on the blog, let Mme Hesketh know that you did this activity.</p>