




Music Learning Menu – Grade 2

-Choose at least one activity.

-Do the response. Take a picture and send to your Music Teacher.

	Actively Listen	Practice	Experiment and Create
			
Try it out!	<p>Listen to the song "Peace Like a River" below. How many different notes can you hear? Can you sing along? You can find the words and sheet music on the blog. *Note that "do"/ the key changes near the end.</p> <p>Listen to "Peace Like a River" here: https://www.youtube.com/watch?v=z5JY18JtuY</p>	<p>Pentatonic practice</p> <p>Check out this video using the notes of the do pentatonic scale. (Do, re, mi, sol and la). Sing along using the hand signs,</p> <p>(Pentatonic means 5, so it is a 5 note scale)</p> <p>https://www.youtube.com/watch?v=57dTMpR663Y</p>	<p>Compose your own pentatonic piece to the poem. Have a look at the worksheet on the blog and follow the instructions. (You will need to know your do pentatonic singing before you will be able to sing your composition)</p>
Respond	<p>Take a video of yourself singing along with the song and send it to your music teacher!</p>	<p>Take a video of yourself singing along with the video and send it to your music teacher!</p>	<p>Send your worksheet and/or a video of yourself singing your composition.</p>