




Music Learning Menu – Grade 3

-Choose at least one activity.

-Do the response. Take a picture and send to your Music Teacher.

	Actively Listen	Practice	Move/ Experiment and Create
			
Try it out!	<p>Listen to this songs which using the "Do" pentatonic scale here:</p> <p>https://www.youtube.com/watch?v=ky0CGGLx42Y</p>	<p>Practice adding "do and "re" to the notes from last week to complete your "Do pentatonic scale", use this video here to practice:</p> <p>https://www.youtube.com/watch?v=57dTMpR663Y</p>	<p>Try out these 4 ways of moving:</p> <ol style="list-style-type: none"> 1) Slash 2) Flick 3) Glide 4) Float <p>Try moving to the songs below using these different types of movement. Don't forget to keep the beat in your body!</p> <p>1) Try everything, Shakira: https://www.youtube.com/watch?v=c6rP-YP4c5I</p> <p>2) Crab in a bucket, K-Os https://www.youtube.com/watch?v=MtSzpKiARrI</p> <p>3) Breakaway, Kelly Clarkson https://www.youtube.com/watch?v=U__O-0GFtgc</p>
Respond	<p>Write your Music Teacher a short email to tell them what "pentatonic" means. (Hint, it's in last week's lesson)</p>	<p>Take a video and send to your Music Teacher.</p>	<p>Share with a family member to get ideas, take a video and send to your Music Teacher.</p>