

Nom: _____




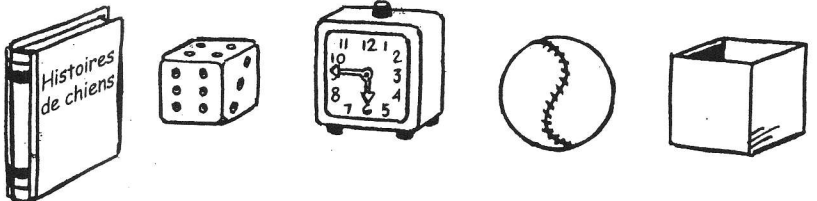

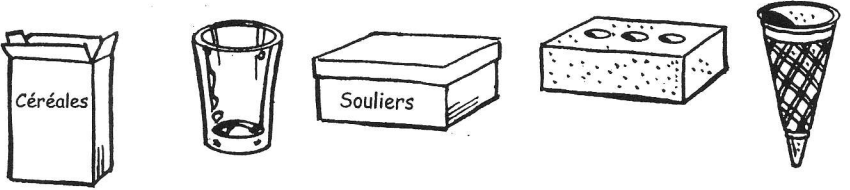
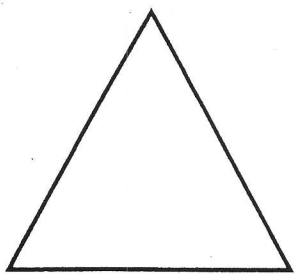

Les maths

Les formes en
trois dimensions

3D



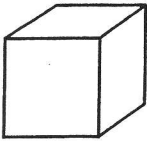



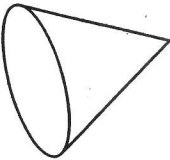
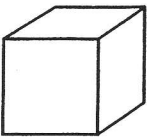
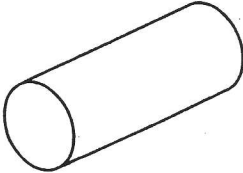
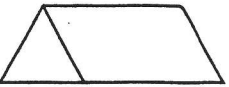
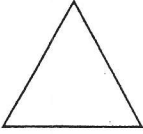
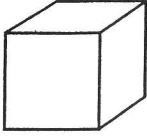

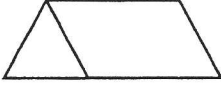
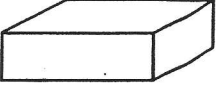

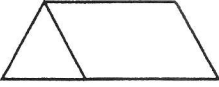


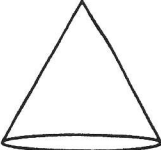
Faire des formes à partir de solides

Colorie les objets qui aident à tracer chaque forme.

 un cercle	
 un carré	
 un rectangle	
 un triangle	

Identifier des formes sur des solides

Encerle les solides qui ont la même forme.

 un carré	   
 un cercle	   
 un triangle	   
 un rectangle	   



Indique une façon de classer ces formes.




Ma règle de classement: _____

Nom _____

Colorie
les objets qui
ressemblent au
cylindre.




Colorie
les objets qui
ressemblent au
cube.




Nom _____

Fais
un trait pour relier
les objets qui se
ressemblent.



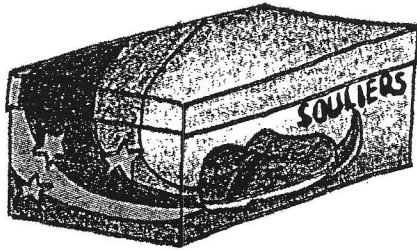
The frame contains the following objects from top to bottom, left to right:

- Circle with a shaded crescent moon.
- Tall cylinder.
- Cone.
- Another tall cylinder.
- Rectangular prism.
- Square.
- Another circle with a shaded crescent moon.
- Another rectangular prism.





CHAPITRE 8

nom _____







rectangulaire




rond

rectangulaire

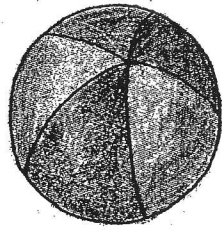
rond




rectangulaire et rond




sphère



sphère

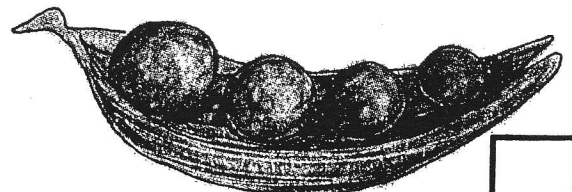

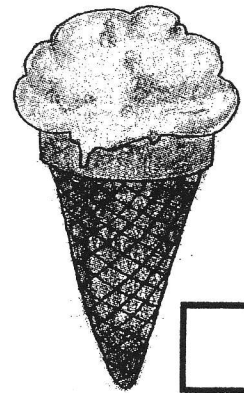



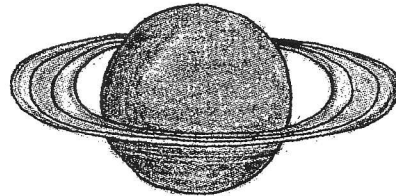



cône



cône

✗ chaque sphère. ✓ chaque cône.



Identifier des solides

Dessine des objets qui ont la même forme.

