

Interactive Match

LE JARDIN



FREE



FOR FRENCH IMMERSION

Thank you for your download! Merci beaucoup!

IMPORTANT INFORMATION

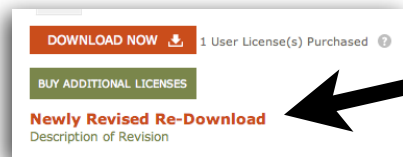
★ Your TpT download entitles you to **one non-transferable single-user license**. This license does NOT grant you the rights to sell, resell, distribute, re-distribute, or share any or all parts of this resource, except for your own classroom use. I retain the full copyright, even when a product is offered in an editable format and/or free of charge.

★ We welcome feedback. Your comments can help us make our resources better for you. Additionally, comments and ratings help us build a stronger store so we can continue to offer free resources like this one you've just downloaded.

Click on the image below to show us your support!



★ You're entitled to future revisions of this resource in accordance to the Teachers Pay Teachers Terms of Use. You should check "My Purchases" under "My TpT" to see if sellers have uploaded corrected/revised versions of products you have already purchased or downloaded for free. This is what the message looks like:



I'm a teacher, just like you. Please honor the time and effort put into this product by not giving it away to others. Read and abide by the copyright statement below.

Copyright © 2015 For French Immersion ALL RIGHTS RESERVED.

This product is to be used by the original purchaser/downloader only. This product may not be distributed nor displayed digitally for public view. Placing any or all parts of this product on the Internet in any form (even a personal/classroom website) is strictly forbidden. Failure to comply constitutes copyright infringement and is a violation of the Digital Millennium Copyright Act (DMCA).

Intended for classroom and personal use ONLY.

Click to
subscribe to the
**For French
Immersion
newsletter!**



FOR FRENCH IMMERSION - instructions

This is a matching activity. Students are supposed to match the vocabulary words to the pictures. The difference from traditional matching activities is that the result will be interactive. The interactivity will allow students to reflect upon their learning even after the matching activity is over.

Have students cut out the flaps and the vocabulary words. Fold the flaps and apply glue to the back of the flaps (indicated with a glue bottle). Paste the flaps to a notebook or a lapbook.



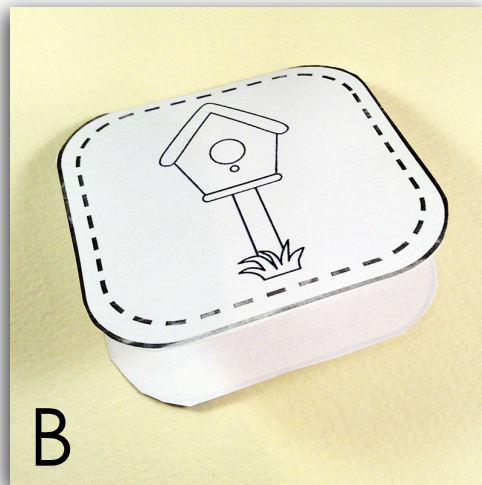
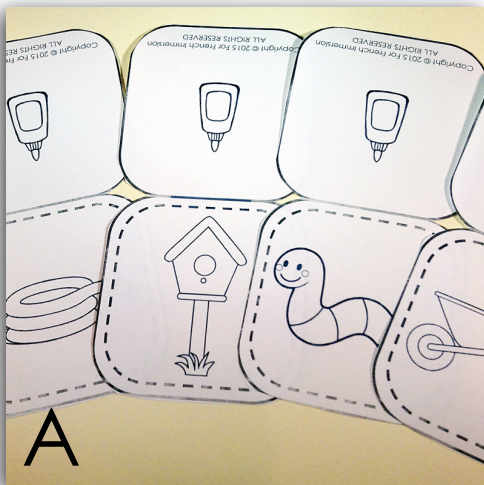
Match the words to the pictures and paste the words on the inside of the flap (see picture C below).


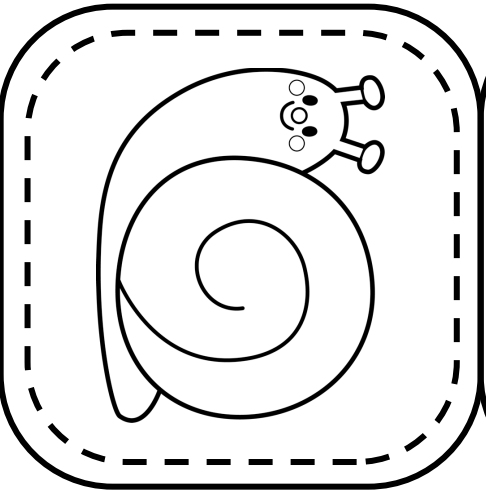
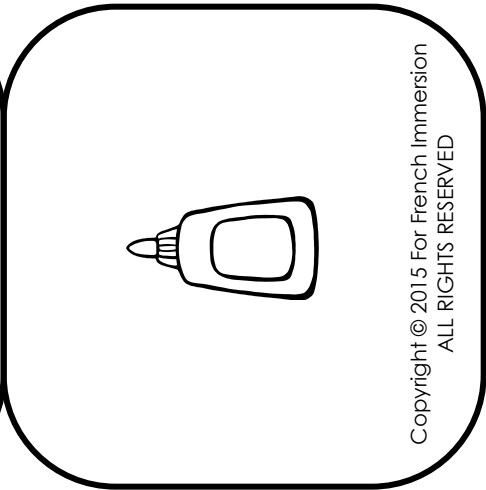




Have students color the pictures. To save on classroom time, have students color the images at home.

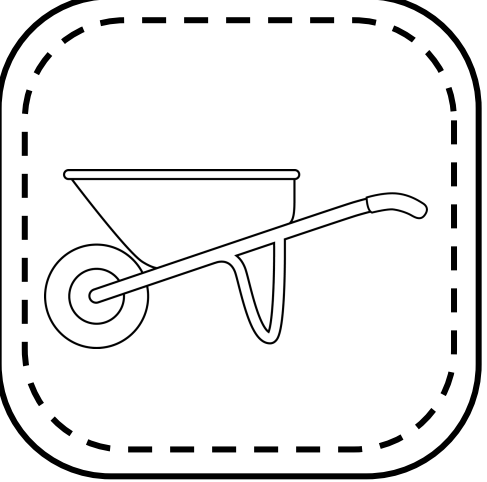

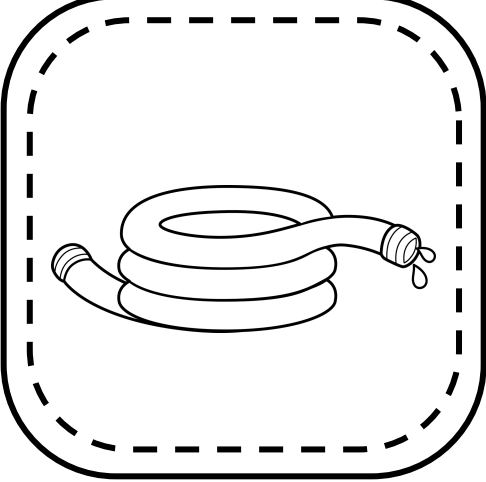

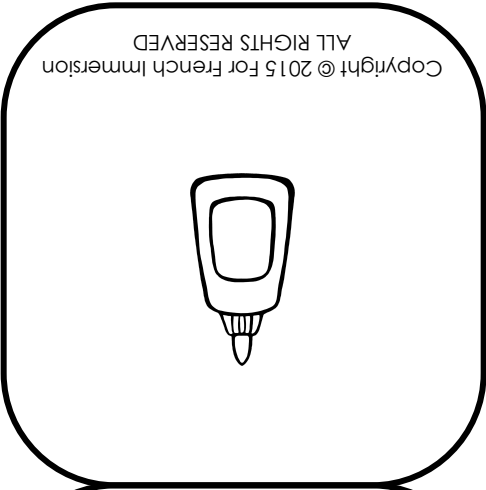
Now, every time students need to remember a new word, they can refer back to their notebooks and lift the corresponding flap.

The flaps can now be used to support students in doing many other activities assigned by you. Here are a few suggestions for different levels:

- have students add the definite articles (le, la, l')
- after completing the matching activity, have students write sentences with the new words.
- have students add the plural form of the words
- have students come up with adjectives to qualify the words









fleur	arrosoir	tuyau	brouette	ver de terre
escargot	jardinier	gnome	jardinière	nichoir

FOR FRENCH IMMERSION

You might also like:



If you have any questions, requests, or comments, email me:
lucy@forfrenchimmersion.com

Sign up for our **newsletter** to receive our news first and much more!



Clipart created and licensed for use by:

<https://www.teacherspayteachers.com/Store/Lovin-Lit>



Fonts created and licensed for use by:

