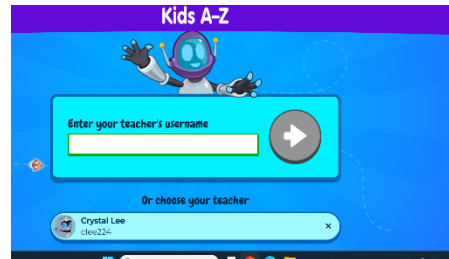


Raz-Kids Reading Program Login Instructions

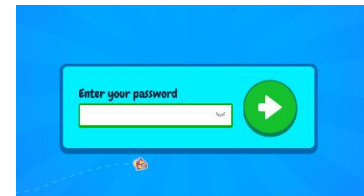
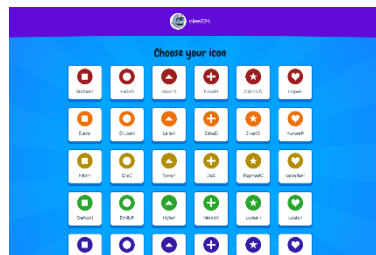
Step 1. On the class blog, click on **Resources** tab.
Then click the Raz-Kids login icon.



Step 2. If you see this screen, click user name **clee224**.



Step 3. Enter your child's assigned picture password followed by the assigned password.



Step 4. You will see this screen.



Step 5. On the next screen, click on **Reading** for your child to read a passage and complete the assigned task. Then he/she will be given access to a library of levelled eBooks. As an incentive, they can earn stars and badges for their reading.



Step 5. **Log out** when your child is done with using Raz-Kids. Do not click on **Parents** icon on top right corner.

Guidelines for Using Raz-Kids

- Keep your child's password confidential.
- This reading program is to benefit your child's reading. It is not an assessment tool.
- Do not attempt to access other student accounts. There are students from other classes who share the same login page.
- Fyi, **cleee224** is the user name for our class account. Please email Mrs. Hon regarding problems with login or questions about levelled texts.
- Explore reading Raz-Kids selections for 15 – 20 minutes before a screen-time break.