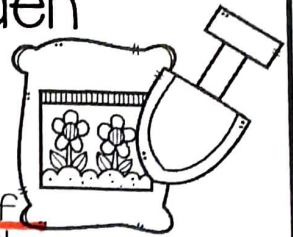








Perimeter: Build A Vegetable Garden


Name: _____

**pencil first!*



Directions: You are building a vegetable garden in your backyard! You have all of the space shown below. Plot and color each vegetable space using the dimensions below. Then write what the perimeter of each vegetable section is. Decorate your garden when you are done!

Vegetable	Color It:	Height/Width	Perimeter
Broccoli 	Green	H: 6 u. / W: 9 u.	
<u>Carrot</u> 	<u>Orange</u>	<u>H: 11 u. / W: 4 u.</u>	
Tomato 	Red	H: 6 u. / W: 5 u.	
Corn 	Yellow	H: 4 u. / W: 11 u.	
Potato 	Brown	H: 8 u. / W: 7 u.	
Turnip 	Purple	H: 5 u. / W: 2 u.	



A large grid for plotting the garden. A 4x4 section in the top-left corner is outlined in red and contains green markings representing broccoli. The word "Carrot" is written in red in the top-left cell of this section. The number "11" is written vertically in red on the left and right sides of the 4x4 section, and the number "4" is written vertically in red on the top and bottom sides of the 4x4 section.

