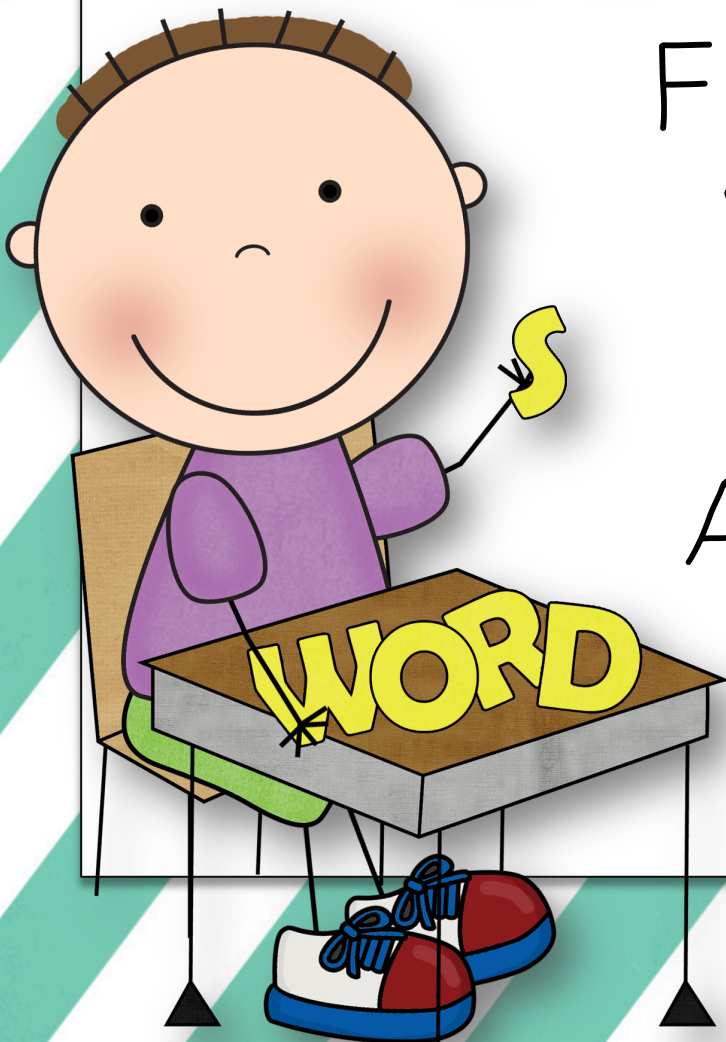


Word Work It

Five Free
Word
Work
Activities

by Amber
Monroe



Word Work Activities

A note about these activities: All of these recording sheets are set up with 6 or 12 word slots. For the 6 word slot pages, I duplex the page (6 on the front & 6 on the back). If you have fewer words to work with, you can cover the extra blanks before copying or have your students pick a word or two to do twice.

The clip art is from Pink Cat Studio, Scrappin Doodles, Graphics from the Pond, and Creative Clips. Most fonts are by Cara Carroll and me.

For more word work activities and suggestions, visit my blog at schoolisahappyplace.blogspot.com.

I hope you find these activities useful.

Rainbow Write—Students will need a of the recording sheet and the die roll key. Students write all their words in pencil and then roll the die to see which color to trace each word.


Mark It Up— Students will write each word with a pencil. They will highlight the vowels in one color and the consonants in another color. They will write how many vowels and how many consonants in the chart beside each word.

Scramble It—Students will write each word, scramble it, and then write it again (correctly) using a marker.

Stamp It—Students will write and stamp each word.


Order It—Students will write the words on the list. Next they will put those words in ABC order.

Happy Spelling!



Word Work

Rainbow Write




Handwriting practice lines on the left side of the page. Each row consists of a solid top line, a dashed middle line, and a solid bottom line. There are eight such rows available for writing.

Handwriting practice lines on the right side of the page. Each row consists of a solid top line, a dashed middle line, and a solid bottom line. There are eight such rows available for writing.




Word Work


Rainbow Write




write the word in




write the word in




write the word in



write the word in



write the word in




write the word in





Word Work



Mark It Up

Handwriting practice lines (solid top, dashed middle, solid bottom).

Handwriting practice lines (solid top, dashed middle, solid bottom).

Handwriting practice lines (solid top, dashed middle, solid bottom).

Handwriting practice lines (solid top, dashed middle, solid bottom).

Handwriting practice lines (solid top, dashed middle, solid bottom).

Handwriting practice lines (solid top, dashed middle, solid bottom).

vowels	consonants

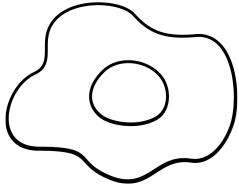
vowels	consonants

vowels	consonants

vowels	consonants

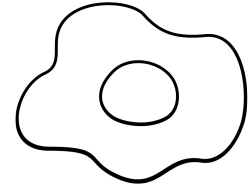
vowels	consonants

vowels	consonants



Word Work


Scramble It



write it in pencil	scramble it	write it in marker

Word Work

Stamp It



.....

.....

.....


.....

.....

.....

Word Work

Order It



word list	abc order