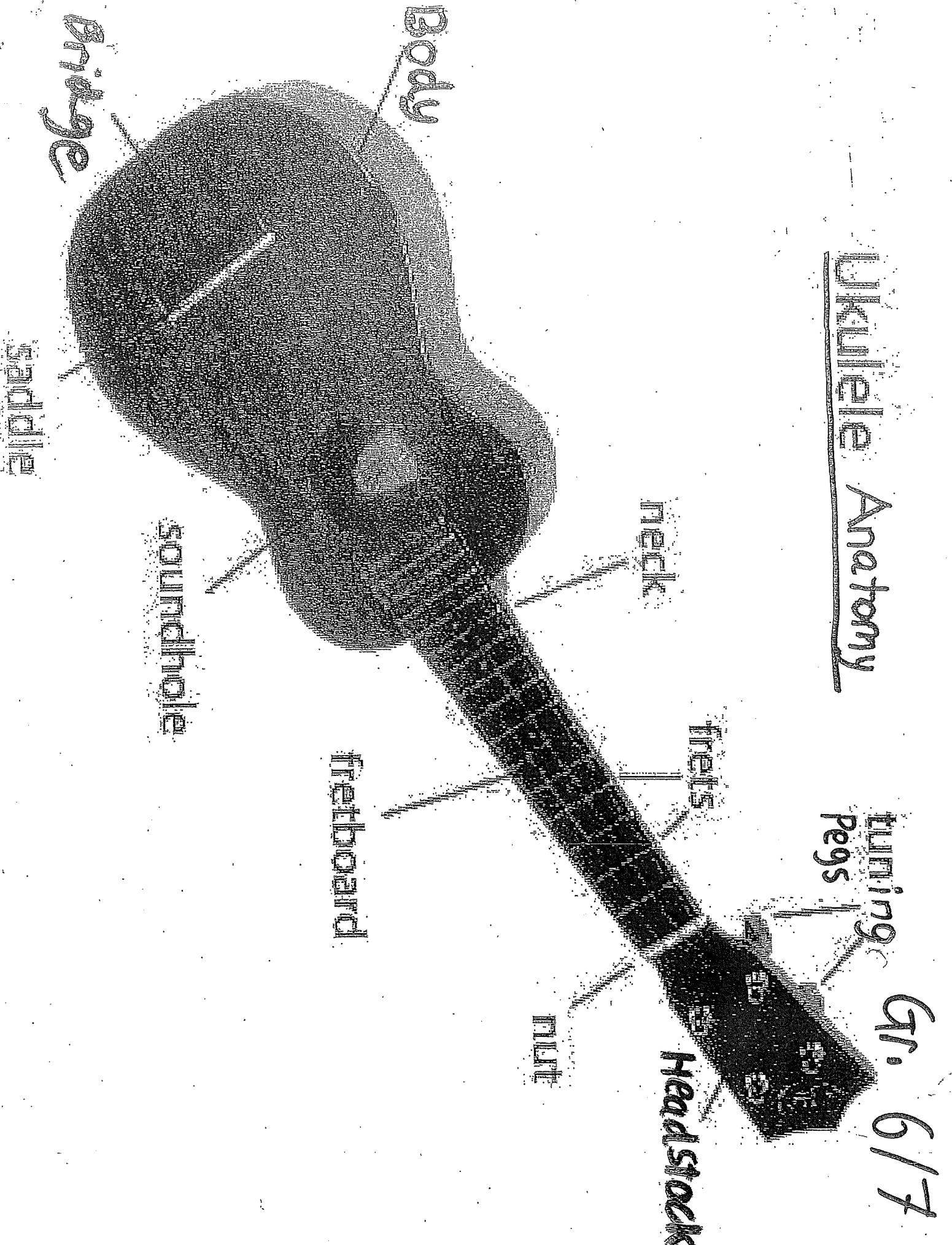


# Ukulele Anatomy

Tuning  
Pegs

Gr. 6/7



Body

Bridge

Saddle

Soundhole

Neck

Frets

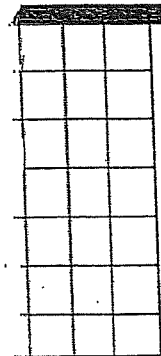
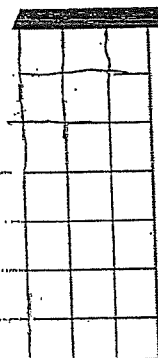
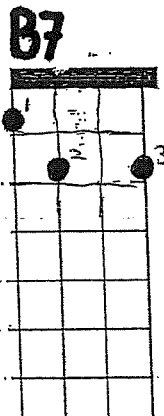
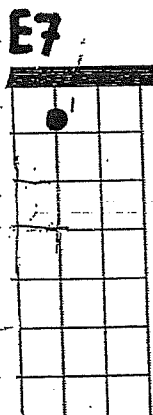
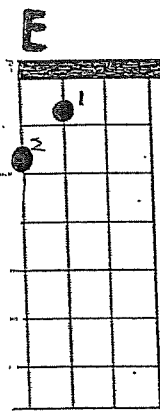
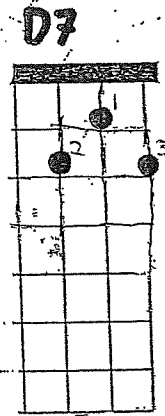
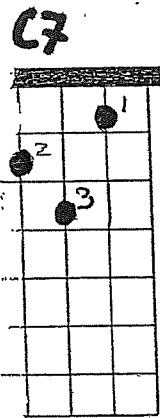
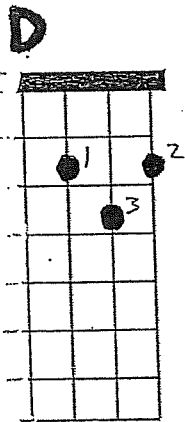
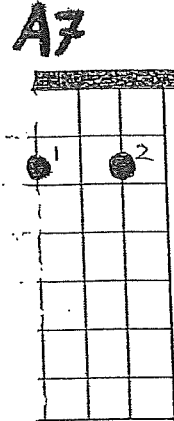
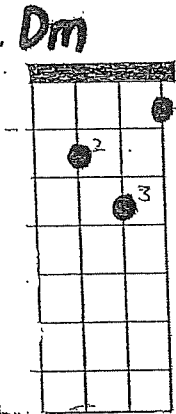
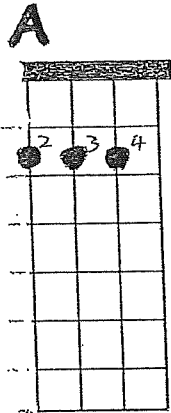
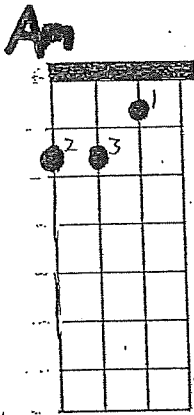
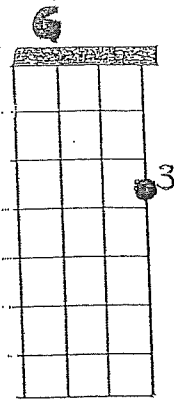
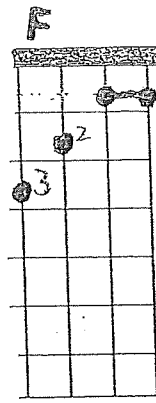
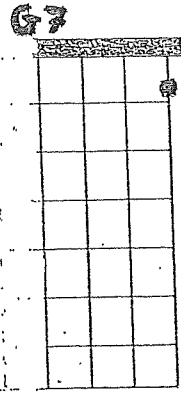
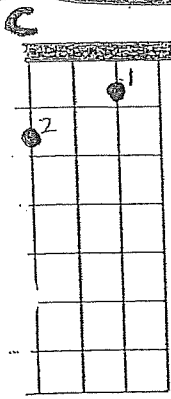
Fretboard

Pile

Headstock

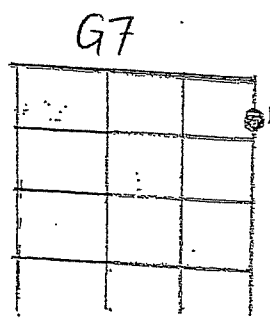
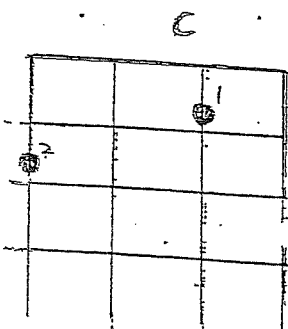
# Baritone Ukulele Chords

- Quick reference



HUSH, LITTLE BABY

- C* *G7*  
1. Hush, little baby, don't say a word  
*C*  
Daddy's gonna buy you a mocking bird,  
*G7*  
And if that mocking bird won't sing,  
*C*  
Daddy's gonna buy you a diamond ring.
- C* *G7*  
2. And if that diamond ring turns to brass  
*C*  
Daddy's gonna buy you a looking glass,  
*G7*  
And if that looking glass gets broke,  
*C*  
Daddy's gonna buy you a billy goat
3. And if that billy goat won't pull,  
Daddy's gonna buy you a cart and bull,  
And if that cart and bull turn over,  
Daddy's gonna buy you a dog named Rover.
4. And if that dog named Rover won't bark,  
Daddy's gonna buy you a horse and cart,  
And if that horse and cart fall down,  
You'll still be the sweetest little baby in town.



F	C	G7	C C7
F	C	G7	C

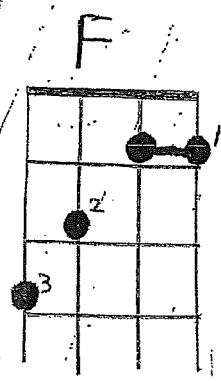
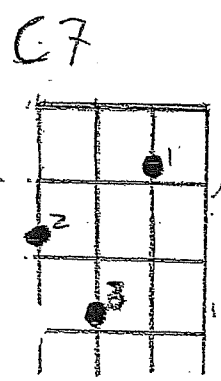
THIS LAND IS YOUR LAND

C F C  
 As I was walking that ribbon of highway  
 G7 C  
 I saw above me that endless skyway  
 C7 F C  
 I saw below me that golden valley  
 G7 C  
 This land was made for you and me.

CHORUS: F C  
 This land is your land, this land is my land,  
 G7 C  
 From Bona-Vista to Vancouver Island  
 C7 F C  
 From the Arctic circle to the Great Lake waters,  
 G7 C  
 This land was made for you and me.

2. I've roamed and rambled, and I followed my footsteps  
 To the fir clad forests of our mighty mountains,  
 And all around me, a voice was sounding,  
 This land was made for you and me.

CHORUS: When the sun comes shining, and I was strolling,  
 And the wheat fields waving and the dust clouds rolling,  
 As the fog was lifting, a voice was chanting,  
 This land was made for you and me;





# Chord Composition Cheat Sheet

## Major keys

I <small>(note of key name)</small>	II	III	IV	V	VI
A	Bm	C <sup>#</sup> m	D	E/E7*	F <sup>#</sup> m
C	Dm	E <sup>b</sup> m	F	G/G7*	A <sup>b</sup> m
D	E <sup>b</sup> m	F <sup>#</sup> m	G	A/A7*	Bm
F	G <sup>b</sup> m	A <sup>b</sup> m	B <sup>b</sup>	C/C7*	D <sup>b</sup> m
G	A <sup>b</sup> m	Bm	C	D/D7*	E <sup>b</sup> m

## Natural Minor Keys

\* 7 chord usually best if being followed by I chord

I <small>(note of key name)</small>	II	III	IV	V	VI
A <sup>b</sup> m	Bm	C	Dm	E <sup>b</sup> m	F
Bm	C <sup>#</sup> m	D	E <sup>b</sup> m	F <sup>#</sup> m	G
D <sup>b</sup> m	E <sup>b</sup> m	F	G <sup>b</sup> m	A <sup>b</sup> m	B <sup>b</sup>
E <sup>b</sup> m	F <sup>#</sup> m	G	A <sup>b</sup> m	Bm	C
G <sup>b</sup> m	A <sup>b</sup> m	B <sup>b</sup>	C <sup>b</sup> m	D <sup>b</sup> m	E <sup>b</sup>

# Turn the World Around

Harry Belafonte  
Arr. C. West

I IV V I IV V I

We come from the fi - re, Li - ving in the fi - re. Go back to the fi - re, Turn the world a - round.  
Do you know who I am? Do I know who you are?  
Oh oh so is life, Ah ah so is life.

AX  
BX

IV V I IV V I

We come from the wa - ter, Li - ving in the wa - ter, Go back to the wa - ter Turn the world a - round.  
See one a - noth - er clear - ly, Do we know who we are?  
Oh oh so is life, Ah ah so is life.

# La Bastringue

French Canadian Dance  
Arr. C. West

**A** I V I V

Ma - de-moi-selle vou-lez' vous dan - ser la Bas-trin-gue la Bas-trin - gue?

SX

AX Pas as-sez pour

Spoons

BX

Vou - lez vous dan-ser? Oui je veux dan - ser!

**B** V I IV V I

Ma - de-moi-selle vou-lez - vous dan - ser? La Bas-tringu' est com-men - cé!

SX

AX moi!

Spoons

BX

Vou - lez vous dan-ser? Non il est tard.



I IV V I IV V I  
C and D

Play melody on fiddle, recorder or SX, repeat x4

Je veux dor - mir, je veux dor - mir.

The musical score consists of a single treble clef staff at the top with a key signature of one sharp (F#) and a common time signature. Above the staff are Roman numerals: I, IV, V, I, IV, V, I. Below the staff, the text 'C and D' is written. The melody is written in eighth notes. Below the staff, there is a four-measure rest for the melody, followed by the instruction 'Play melody on fiddle, recorder or SX, repeat x4'. Below this, there are three staves: a treble clef staff with a four-measure rest, a bass clef staff with a four-measure rest, and another treble clef staff with a four-measure rest. Below these staves, the lyrics 'Je veux dor - mir, je veux dor - mir.' are written, with hyphens under 'dor' and 'mir' to indicate syllable placement.

2. Oui monsieur je veux bien danser la Bastringue, la Bastringue  
Oui monsieur je veux bien danser la Bastringue si vous voulez.

3. Mademoiselle il faut arrêter la Bastringue la Bastringue  
Mademoiselle il faut arrêter, vous allez vous fatiguer!

4. Non monsieur j'aime trop danser la Bastringue la Bastringue  
Non monsieur j'aime trop danser, je suis prête à recommencer!

5. Mademoiselle je ne peux plus danser la Bastringue la Bastringue  
Mademoiselle je ne peux plus danser car j'en ai des cors au pieds!

### Dance (Simplified)

**Formation:** Couples in a single circle, holding hands; facing centre of circle

A1 Begin R foot, advance 3 steps to centre; touch ball of L foot to floor on count 4 [4]

A2 Begin L foot, retire 3 steps away from centre; touch ball of R foot to floor on count 4 [4]

Repeat A1 and A2 [8]

B1 Skip step CW [8]

B2 Skip step CCW [8]

C Swing partner [16]

D Promenade using skater's hold [16]

