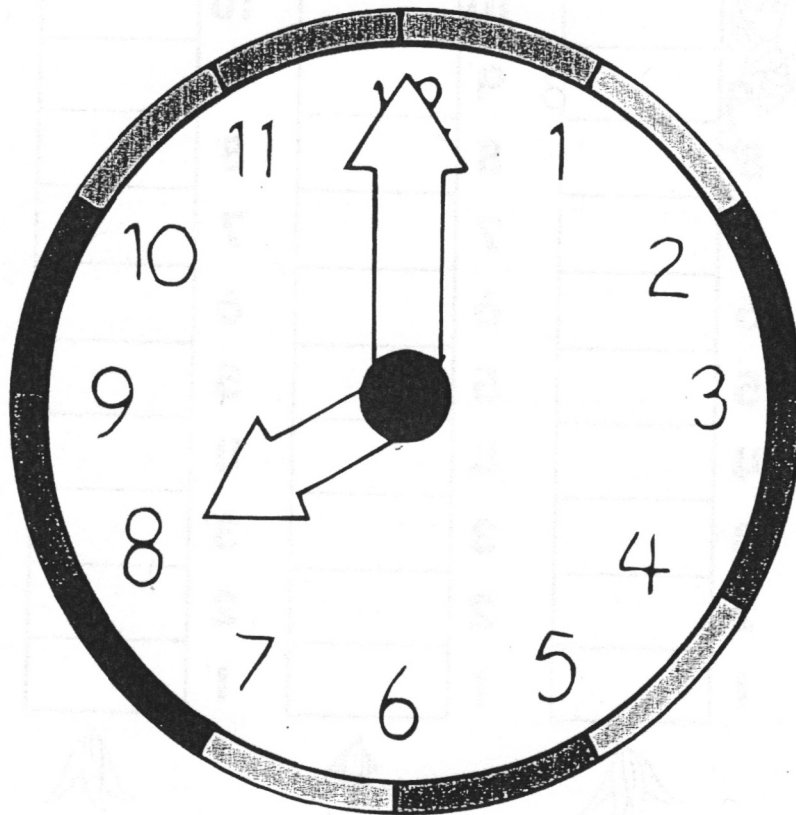


Writing the Time

An hour is sixty minutes long. It takes an hour for the **BIG HAND** to go around the clock. When the **BIG HAND** is on 12, and the little hand points to a number, that is the hour!

Directions: The **BIG HAND** is on the 12. Colour it **red**. The **little hand** is on the 8. Colour it **blue**.



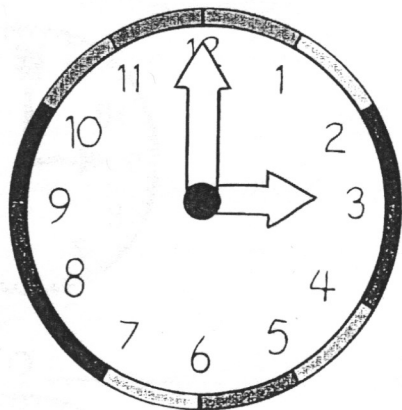
The **BIG HAND** is on _____.

The **little hand** is on _____.

It is 8 o'clock.

Writing the Time

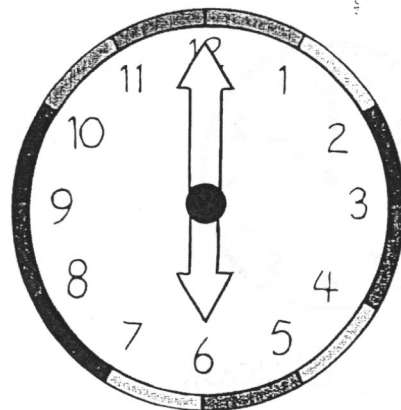
Directions: Colour the little hour hand **red**. Fill in the blanks.



The **BIG HAND** is on _____.

The **little hand** is on _____.

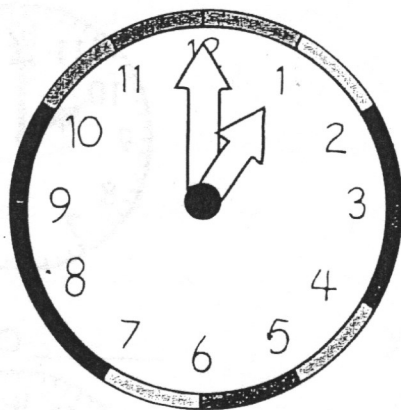
It is _____ o'clock.



The **BIG HAND** is on _____.

The **little hand** is on _____.

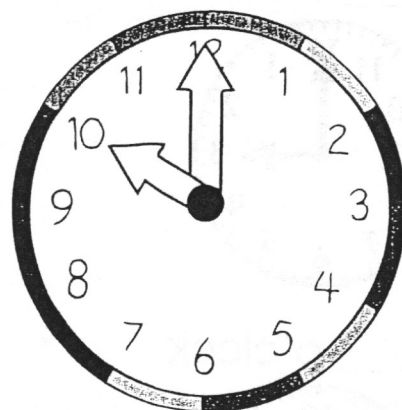
It is _____ o'clock.



The **BIG HAND** is on _____.

The **little hand** is on _____.

It is _____ o'clock.




The **BIG HAND** is on _____.

The **little hand** is on _____.

It is _____ o'clock.

Practice

Directions: What is the time?



_____ o'clock



_____ o'clock




_____ o'clock




_____ o'clock



_____ o'clock



_____ o'clock



_____ o'clock



_____ o'clock



_____ o'clock



_____ o'clock



_____ o'clock



_____ o'clock