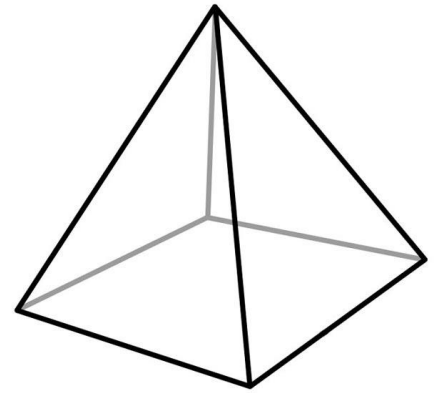


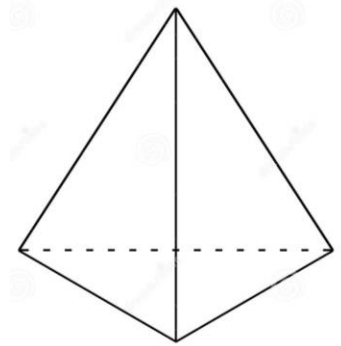
On each object, identify, where possible:

Parallel Edges	Parallel Faces	Perpendicular Faces	Perpendicular Edges
Horizontal Edges	Horizontal Faces	Vertical Edges	Vertical Faces



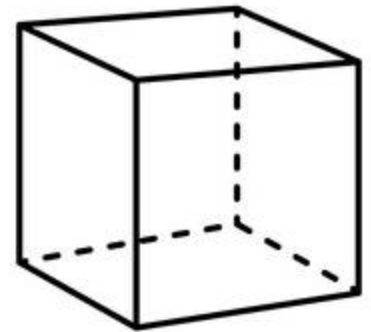
Name of Shape: _____

Parallel Edges	Parallel Faces	Perpendicular Faces	Perpendicular Edges
Horizontal Edges	Horizontal Faces	Vertical Edges	Vertical Faces



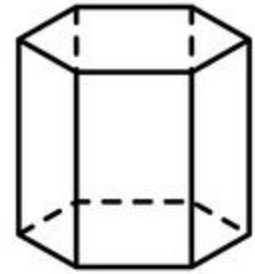
Name of Shape: _____

Parallel Edges	Parallel Faces	Perpendicular Faces	Perpendicular Edges
Horizontal Edges	Horizontal Faces	Vertical Edges	Vertical Faces



Name of Shape: _____

Parallel Edges	Parallel Faces	Perpendicular Faces	Perpendicular Edges
Horizontal Edges	Horizontal Faces	Vertical Edges	Vertical Faces



Name of Shape:

Parallel Edges	Parallel Faces	Perpendicular Faces	Perpendicular Edges
Horizontal Edges	Horizontal Faces	Vertical Edges	Vertical Faces



Name of Shape:

In your classroom, identify and describe:

Identify:	Where? Describe the location.
Two parallel walls	
Two perpendicular walls	
A horizontal edge	
A vertical edge	
Two parallel edges	