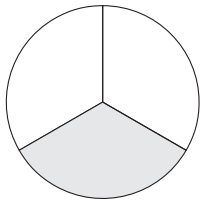


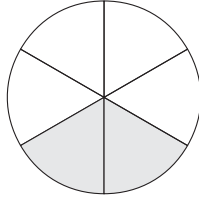
# Equivalent Fractions



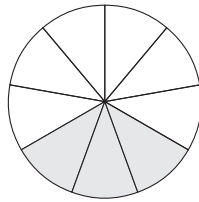
## Quick Review



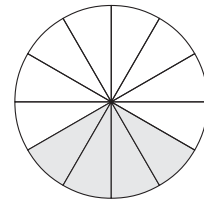
$\frac{1}{3}$  of the circle is shaded.



$\frac{2}{6}$  of the circle is shaded.



$\frac{3}{9}$  of the circle is shaded.



$\frac{4}{12}$  of the circle is shaded.

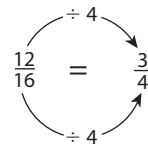
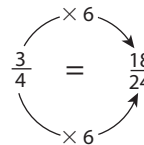
►  $\frac{1}{3}$ ,  $\frac{2}{6}$ ,  $\frac{3}{9}$ , and  $\frac{4}{12}$  name the same amount. They are equivalent fractions.

► There are patterns in the equivalent fractions.

$\frac{1}{3}$ ,  $\frac{2}{6}$ ,  $\frac{3}{9}$ ,  $\frac{4}{12}$  ← The numerators are multiples of the least numerator, 1.

$\frac{1}{3}$ ,  $\frac{2}{6}$ ,  $\frac{3}{9}$ ,  $\frac{4}{12}$  ← The denominators are multiples of the least denominator, 3.

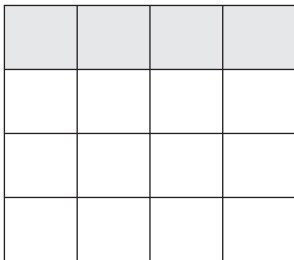
► You can multiply or divide the numerator and the denominator of a fraction by the same number to find equivalent fractions.



## Try These


Write 3 equivalent fractions for each picture.

1.



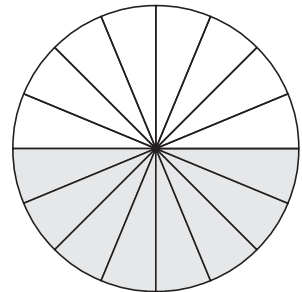
\_\_\_\_\_

2.



\_\_\_\_\_

3.



\_\_\_\_\_


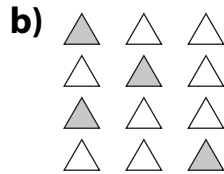

## Practice

1. Write 2 equivalent fractions for each fraction.  
Use the diagram to help.



a)  $\frac{1}{4}$  \_\_\_\_\_      b)  $\frac{2}{4}$  \_\_\_\_\_      c)  $\frac{3}{4}$  \_\_\_\_\_      d)  $\frac{4}{4}$  \_\_\_\_\_

2. Write as many equivalent fractions as you can for each picture.



\_\_\_\_\_

\_\_\_\_\_

\_\_\_\_\_

3. Draw a picture to show each pair of equivalent fractions.

a)  $\frac{2}{5}$  and  $\frac{6}{15}$

b)  $\frac{4}{6}$  and  $\frac{16}{24}$

## Stretch Your Thinking

Find as many equivalent fractions as you can  
for the shaded section of this hundredths grid.

\_\_\_\_\_

