









Division 21's February Calendar

Once a Week, Take a Peak As a precaution, please take the time once a week to check your child's head for lice. If your child does have head lice, please treat it right away and inform the office or your child's teacher. Thank you!

99th Day Celebration (Feb. 12) We usually celebrate the 100th day of school with a variety of activities based on the number 100. This year the 100th day lands on the same day that we are celebrating Valentine's Day. SO, on the 99th day of school, each child is asked to bring **99 small, dry food items** in a small Ziploc (e.g., pretzels, cereal, dried fruit, M&Ms) that we will mix together for a 99 Day snack!

Valentine's Day (Feb. 13) The children will be celebrating Valentine's Day with a party. If your child wishes to exchange Valentine cards, a card needs to be given to every child in the class (class list attached). Most children should be able to write on the cards themselves if they are done over two or three sittings. If you wish to send something for the party, please let me know. Some suggestions are cut fruit, veggies + dip, chips, Rice Krispie treats, Jello jigglers, small cupcakes, and cookies. Small portions, please. We also need two parent helpers. Please let me know if you can help from **11-11:45 am**.

				
Monday	Tuesday	Wednesday	Thursday	Friday
Name ten things that start with the letter <i>F</i> . <input type="checkbox"/>	Point to and say the days of the week on this calendar. Which days are missing? <input type="checkbox"/>	Write a thank-you note to someone who did something nice for you. <input type="checkbox"/>	Copy the word <i>February</i> . <input type="checkbox"/>	Do five sit-ups.  <input type="checkbox"/>
Write the alphabet from <i>L</i> to <i>Z</i> in capital and lowercase letters. <input type="checkbox"/>	Lace a pair of shoes.  <input type="checkbox"/>	Name five ocean animals.  <input type="checkbox"/>	Cut out a heart shape.  <input type="checkbox"/>	Stand on one foot for 20 seconds. Then switch feet. <input type="checkbox"/>
Draw a picture of your home.  <input type="checkbox"/>	Write the numbers from 0 to 20. <input type="checkbox"/>	Make a Valentine for someone. <input type="checkbox"/>	Name ten things smaller than a shoe box. <input type="checkbox"/>	Which is more? 12 or 14? 16 or 20? 5 or 7? <input type="checkbox"/>
Have someone read <i>The Three Bears</i> or tell you the story. <input type="checkbox"/>	Make your bed and one other bed. <input type="checkbox"/>	Do ten jumping jacks. <input type="checkbox"/>	Say the sound each letter of the alphabet makes. <input type="checkbox"/>	Bounce a ball with one hand five times. <input type="checkbox"/>
Act out <i>The Three Bears</i> .  <input type="checkbox"/>	Write your name and a friend's name. <input type="checkbox"/>	Count the stairs in or near your house. <input type="checkbox"/>	Make the letter <i>F</i> into a silly February picture.  <input type="checkbox"/>	Write the names of everyone in your family. <input type="checkbox"/>

- Beginning Sounds -

February

Listening for sounds at the beginning of words is an important skill for beginning readers. Many of our small group lessons have emphasized listening for and manipulating sounds.


The activity is as follows:

- Have your child find and cut out 4 small pictures of objects she/he can identify.
- Have your child attach one picture in each of the boxes below.
- Have your child print the letter that corresponds with the sound heard at the beginning of the word.

Aimé

Aliyah

Avery



Charlie

Ciara

Conley

Daisy

Heidi

Isaiah

Leo

Lior

Max

Niko

Olympia

Ozus

Prem

Quinn

Rowan

Sami