

- The Farm Animal ABCs -

1. Colour and cut out the animal pictures with your child.
2. Arrange the pictures on a table or floor in the order of the rhyme.
3. Set the rhyme by snapping your fingers or clapping with your child.
4. Chant the rhyme using only the pictures. Repeat this activity until your child joins you.
5. Once your child has memorized the verse, add the **letters**.
6. Lay the letters in front of the picture cards as shown on the poem sheet.

A B CDE

Dogs in the yard. Cat's up a tree

F G HIJ

Cows chewing cud. Horses eating hay.

K L MNO

Hens say bawk. Roosters crow.

P Q RST

Ducks in the pond. Lambs running free.

U V WXY

Chickens in the coop. Piggies in the sty.

Z Z ZZZ

Night time comes. We're all in bed.


A

B

C


D



E



F

G







M

N

O



P

Q

R

S

T

