




October







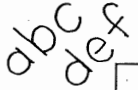


	Sunday	Monday	Tuesday	Wednesday	Thursday	Friday	Saturday
	Special helper →			1 Early dismissal 1:45 pm PE Max	2 Library Niko	3 Olympia	4
Being Thankful	5	6 PE Ozus	7 Prem	8 PE Quinn	9 Library Rowan	10 Family Reading 8:50 - 9:15 AM Sami	11
Pumpkins	12	13 Thanksgiving Day (No School Today)	14 Aimé	15 PE Aliyah	16 Library Avery	17 Individual Photo Day Charlie	18
Pumpkins + Hallowe'en	19	20 PE Ciara	21 Conley	22 PE Daisy	23 Library Heidi	24 Provincial Professional Development Day (No School Today)	25
Hallowe'en	26	27 PE Isaiah	28 Leo	29 PE Lior	30 Library Max	31 Hallowe'en Party 10:50-11:45 AM	

Division 21's October Calendar

Family (and Friends) Reading (Oct. 10) Family and family friends are invited to come read with your child from 8:50 to 9:15 am. Younger siblings are welcome too.

Hallowe'en Party (Oct. 31) Our class will be having a Hallowe'en party this year. More details will follow later in the month. We will need 4 or 5 parent helpers to make this party possible. Please let me know if you are able to help.

 <h1 style="font-size: 2em; margin: 0;">October</h1> 				
Monday	Tuesday	Wednesday	Thursday	Friday
If you could be an animal, what would you be and why? 	Make up a story about a scary pumpkin patch.	Tell the story to your family. 	Write the name of a grandparent.	Recite the nursery rhyme "Little Miss Muffet." Would you have run away?
Do something special for someone in your family.	List ten things in your classroom.	Using a string, measure around a pumpkin and then around your waist. Which is bigger?	Do ten jumping jacks, ten sit-ups, and ten knee bends.	Have someone read a story to you. Predict how it will end before the last page.
Finish this sentence: <i>I like fall because . . .</i>	Hold ten pennies in one hand and ten rice grains in the other. Which weighs more?	Dry out some pumpkin seeds. Glue the seeds to paper to make a picture.	Draw a picture with a pumpkin, a bat, and the moon in it.	Say the sounds for letters A to M.
Have someone read a story to you. Tell what you would do if you were in the story.	Tell someone five ways people can travel. 	Name ten words that start with P.	Count your steps from the kitchen to the front door. Have an adult do the same. Who took more steps?	Draw a picture of yourself in a favorite costume. 
Say the names of all the people in your family.	Which melts faster, an ice cube or a scoop of ice cream? Try it!	Write the alphabet in lowercase letters. 	Name all the words you can that rhyme with <i>bat</i> .	Tell three safety tips for trick-or-treating on Halloween.

- Letters in My Name -

October

In all the research about learning to read, one of the key indicators for pre-readers is whether a child can name the alphabet letters **out of order**.

Using the boxes below:

- Print only the letters in your child's name
- Cut the boxes apart and mix up them up
- Have your child put them back in order while naming the letters.
- Use encouraging phrases like "That's right, the 'u' is next." "Yes, the 'm' is next. You have two 'm's in your name."

Be sure you have a turn to rebuild your child's name. This makes the game more fun and provides a correct model. Repeat this activity until your child can name all letters successfully.

To extend the activity, include the letters in your last name and use other names or words that are familiar to your child.

--	--	--	--	--	--	--	--	--

--	--	--	--	--	--	--	--	--

--	--	--	--	--	--	--	--	--