


February



	Sunday	Monday	Tuesday	Wednesday	Thursday	Friday	Saturday
Lunar New Year	Special helper →				1 Library Edward	2 Elliot	3
Lunar New Year & Valentine's Day	4	5 PE Emma	6 Ethan	7 PE Gwen	8 Family Reading 8:50 – 9:15 AM Library Genevieve	9 Isla	10 Lunar New Year
Valentine's Day	11	12 PE Julia	13 Buddies Liam	14 Valentine's Party 1:30 pm PE Lucas	15 Library Owen	16 Professional Development Day (No School Today)	17
Family diversity	18	19 Family Day (no school today)	20 Sam	21 PE Stella	22 Family Reading 8:50 – 9:15 AM Library Ada	23 An	24
Family diversity	25	26 100 th day of school! (correction) PE Asahi	27 Asher	28 PE Connor	29 Diego		









Division 21's February Calendar

Once a Week, Take a Peak As a precaution, please take the time once a week to check your child's head for lice. If your child does have head lice, please treat it right away and inform the office or your child's teacher. Thank you!

Valentine's Day (Feb. 14) The children will be celebrating Valentine's Day with a party. If your child wishes to exchange Valentine cards, a card needs to be given to every child in the class (class list attached). Most children should be able to write on the cards themselves if they are done over two or three sittings. If you are able to send something for the party, please send me an email. Some suggestions are cut fruit, veggies + dip, chips, Rice Krispie treats, Jello jigglers, small cupcakes, and cookies. Small portions, please. We also need two parent helpers. Please let me know if you can help from 1:30 to 2:15 pm.

100th Day Celebration (Feb. 26) We will celebrate the 100th day of school with a variety of activities based on the number 100. Each child is asked to bring:

- a collection of **100 items** (e.g., pebbles, buttons, toothpicks, paper clips, beans) in a small Ziploc
- **100 small, dry food items** (e.g., pretzels, cereal, dried fruit, M&Ms) that we will mix together for a 100 Day snack!

				
Monday	Tuesday	Wednesday	Thursday	Friday
Name ten things that start with the letter <i>F</i> . <input type="checkbox"/>	Point to and say the days of the week on this calendar. Which days are missing? <input type="checkbox"/>	Write a thank-you note to someone who did something nice for you. <input type="checkbox"/>	Copy the word <i>February</i> . <input type="checkbox"/>	Do five sit-ups.  <input type="checkbox"/>
Write the alphabet from <i>L</i> to <i>Z</i> in capital and lowercase letters. <input type="checkbox"/>	Lace a pair of shoes.  <input type="checkbox"/>	Name five ocean animals.  <input type="checkbox"/>	Cut out a heart shape.  <input type="checkbox"/>	Stand on one foot for 20 seconds. Then switch feet. <input type="checkbox"/>
Draw a picture of your home.  <input type="checkbox"/>	Write the numbers from 0 to 20. <input type="checkbox"/>	Make a Valentine for someone. <input type="checkbox"/>	Name ten things smaller than a shoe box. <input type="checkbox"/>	Which is more? 12 or 14? 16 or 20? 5 or 7? <input type="checkbox"/>
Have someone read <i>The Three Bears</i> or tell you the story. <input type="checkbox"/>	Make your bed and one other bed. <input type="checkbox"/>	Do ten jumping jacks. <input type="checkbox"/>	Say the sound each letter of the alphabet makes. <input type="checkbox"/>	Bounce a ball with one hand five times. <input type="checkbox"/>
Act out <i>The Three Bears</i> .  <input type="checkbox"/>	Write your name and a friend's name. <input type="checkbox"/>	Count the stairs in or near your house. <input type="checkbox"/>	Make the letter <i>F</i> into a silly February picture.  <input type="checkbox"/>	Write the names of everyone in your family. <input type="checkbox"/>

- Beginning Sounds -

February

Listening for sounds at the beginning of words is an important skill for beginning readers. Many of our small group lessons have emphasized listening for and manipulating sounds.

The activity is as follows:

- Have your child find and cut out 4 small pictures of objects she/he can identify.
- Have your child attach one picture in each of the boxes below.
- Have your child print the letter that corresponds with the sound heard at the beginning of the word.

Ada

An

Asahi

Asher

Connor

Diego

Edward

Elliot

Emma

Ethan

Genevieve

Gwen

Isla

Julia

Liam

Lucas

Owen

Sam

Stella

