

## - The Alphabet Animal Rap -

1. Colour and cut out the animal pictures with your child.
2. Lay the pictures on a table or floor in the order of the rhyme.
3. Set the rhyme by snapping your fingers or clapping with your child.
4. Chant the rhyme using only the pictures. Repeat this activity until your child joins you.
5. Once your child has memorized the verse, add the **letters**.
6. Lay the letters in front of the picture cards as shown on the poem sheet.
7. Practice the rhyme in two parts:
  - a. Take turns with your child with you chanting the letters and your child chanting the animal lines. Don't forget to use your finger to track from left to right.
  - b. Now try reversing the parts. Have your child chant the letters while you chant the animal lines

### The Alphabet Animal Rap

A B CDE

Dogs in the yard. Cat's up a tree

F G HIJ

Cows chewing cud. Horses eating hay.

K L MNO

Hens say bawk. Roosters crow.

P Q RST

Ducks in the pond. Lambs running free.

U V WXY

Chickens in the coop. Piggies in the sty.

Z Z ZZZ

Night time comes. We're all in bed.


A


B

C

D

E







F

G

H

I

J





K

L

M

N

O



P

Q

R

S

T

