

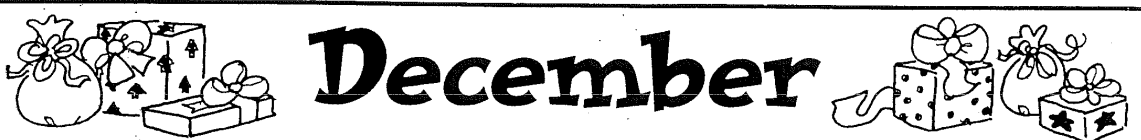





December



	Sunday	Monday	Tuesday	Wednesday	Thursday	Friday	Saturday
Winter Celebrations	1 Special helper →	2 PE Kael	3 Skating 9-11:30 am Mia	4 PE Mika	5 Library Nicholas	6 Jingle Bell Walk 9 – 10:30 am	7
Winter Celebrations/ Christmas	8	9 PE Stephen	10 Zyrus	11 No PE (gym closed) Abulfazel	12 Library Alicia	13 Family Reading 8:50 – 9:15 am Report cards sent home Aryan	14
Christmas	15	16 No PE Callum	17 Holiday Sing-along (school-wide) 11 am Elinor	18 PE Elizabeth	19 Library Eva	20 Pancake breakfast + PJ day	21 Happy Holidays!
	22	23	24	25	26	27	28
	29	30	31				

Division 21's December Calendar

Jingle Bell Walk (Dec. 6) The children will be collecting items from the neighbourhood. Have your child dress for the weather and wear something festive!

				
Monday	Tuesday	Wednesday	Thursday	Friday
Draw a picture of your family ice-skating. 	Tell a story about five snowmen and five children.	Read about a menorah. Tell someone what it is.	Sing a favorite winter celebration song. 	Draw a picture of your whole body and label important parts.
Put on at least four winter clothing items.	Think of an imaginary pet. What would it do? Act it out.	Read about Christmas trees. Tell why people put them in their houses.	Write your address.	Have someone read <i>The Gingerbread Man</i> to you.
Make wrapping paper by dipping cookie cutters into paint and pressing them on paper.	Name three animals that like cold weather. 	Do 15 jumping jacks. Ask an adult to do them with you.	Name five things you like about your best friend.	Make a wish for the coming year. 
Name all the things that remind you of your favorite winter celebration.	Finish this sentence: <i>If I could give all the children in the world a gift, my gift would be . . .</i>	Draw a picture of five penguins. How many eyes do they have altogether?	Write your name vertically. Write a word that starts with each letter of your name.	Plan a New Year's Eve party just for kids.
If you could have one gift, what would it be? Why?	Make hot chocolate with an adult. 	Write a thank-you note to someone who gave you a gift.	If you could be a toy, which one would you be? Why?	Finish this sentence: <i>This year was great because . . .</i>

- Environmental Print -

December

Many children can 'read' symbols of familiar places (Safeway, Home Depot) and labels of products their families purchase regularly.

- Have your child show you the labels he/she can 'read' at your house.
 - Peel off or cut out the labels and attach them to this paper.
 - Print the words "I can read ..." in front of the label.
 - Return your child's list to school!
-

I can read